





HOUSTON VISION ZERO

A COLORING AND ACTIVITY BOOK



ILLUSTRATED BY VANESSA SANEZ

VISION ZERO HOUSTON



| | | | | | | | | | | |
|---|---|---|---|---|---|---|---|---|---|---|
| I | V | S | A | F | E | R | M | D | C | V |
| N | E | T | H | C | R | A | S | H | P | A |
| C | M | R | U | L | Y | I | W | S | E | L |
| L | N | O | T | S | U | O | H | V | G | U |
| U | L | P | A | X | B | W | A | Y | F | E |
| S | O | P | Z | S | T | E | E | R | T | S |
| I | G | U | J | C | M | Y | P | G | A | D |
| V | I | S | I | O | N | Z | E | R | O | X |
| E | B | W | F | Y | T | I | L | A | U | Q |
| H | O | U | A | C | C | E | S | S | V | Z |

- ACCESS
- STREETS
- INCLUSIVE
- VISION ZERO
- VALUES
- QUALITY
- WAY
- SUPPORT
- HOUSTON
- SAFER
- CRASH

HI FRIEND,
MY NAME IS
NEIL!

VISION ZERO HOUSTON
IS A PLAN CREATED IN
2020 FOR SAFER STREETS
FOR ALL HOUSTONIANS.




PLEASE, FIND THE WORDS
RELATED TO VISION ZERO HOUSTON.

LEARN ABOUT TRAFFIC SIGNS



BICYCLE SAFETY

HI, MY NAME IS LIZ!



ALWAYS USE HAND SIGNALS WHEN RIDING ON STREETS.

USE YOUR LEFT HAND TO DO THE SIGNALS!



TURN RIGHT



GO



TURN LEFT




STOP



CIRCLE THE CORRECT HAND SIGNALS.

THE ANSWERS ARE #1, #3 AND #4.

CROSSING SAFETY



LOOK BOTH WAYS. MAKE SURE DRIVERS FOLLOW THE LAW AND STOP FOR US.

LOOK, THEY STOPPED! LET'S CROSS!

TRAFFIC SAFETY VOCABULARY

HI, MY NAME IS CHARLIE!



| ENGLISH | ESPAÑOL | VIETNAMESE |
|----------------|-----------------------------------|----------------|
| BIKE LANE | CICLOVÍA | LÀN XE ĐẠP |
| TRAFFIC LIGHTS | SEMAFORO | ĐÈN GIAO THÔNG |
| SPEED HUMP | • REDUCTOR DE VELOCIDAD • TOPE | GỜ GIẢM TỐC |
| SIDEWALK | • ACERA • BANQUETA | ĐƯỜNG ĐI BỘ |
| PEDESTRIAN | PEATÓN | ĐI BỘ |
| CROSSWALK | PASO PEATONAL | BĂNG QUA ĐƯỜNG |
| SAFETY BELT | CINTURÓN DE SEGURIDAD | DÂY AN TOÀN |
| CRASH | CHOQUE | TAI NAN |
| HELMET | CASCO | MŨ BẢO HIỂM |
| ROAD | CARRETERA | ĐƯỜNG BỘ |
| STREET | CALLE | ĐƯỜNG PHỐ |
| TRAFFIC SIGNS | SEÑALES DE TRÁNSITO | BIỂN BÁO THÔNG |


| ENGLISH | ARABIC | MANDARIN |
|----------------|-----------------------|----------|
| BIKE LANE | مسار الدراجة | 自行车道 |
| TRAFFIC LIGHTS | اشارات المرور الضوئية | 交通信号灯 |
| SPEED HUMP | مطب تخفيف السرعة | 减速坡 |
| SIDEWALK | رصيف | 人行道 |
| PEDESTRIAN | مشاة | 行人 |
| CROSSWALK | ممر المشاة | 人行斑马线 |
| SAFETY BELT | حزام الامان | 安全带 |
| CRASH | اصطدام | 撞击 |
| HELMET | خوذة | 头盔 |
| ROAD | طريق | 路 |
| STREET | شارع | 街道 |
| TRAFFIC SIGNS | اشارات المرور | 交通指示牌 |

SAFETY IS IMPORTANT TO EVERYONE AND IN EVERY LANGUAGE!

LEARN ABOUT TYPE OF ROAD USERS



1. PEDESTRIAN



2. BIKER



3. PUBLIC TRANSPORTATION USER




4. DRIVER



5. PERSON IN WHEELCHAIR


DRAW A LINE TO MATCH THE PICTURES WITH THE WORDS



THE ANSWERS ARE: A-3, B-5, C-4, D-2, E-1.

THE DISTRACTED DRIVERS

PLEASE IDENTIFY WHAT ACTIONS CAN DISTRACT A DRIVER



THE ANSWER IS: ALL THESE ACTIONS DISTRACT DRIVERS. PLEASE AVOID THEM!

BUS SAFETY RULES




1. BE ON TIME.
2. STAND BACK, WAIT FOR THE DOOR TO OPEN.
3. DON'T PUSH OR SHOVE.
4. ALWAYS CROSS AT LEAST 10 FEET IN FRONT OF THE BUS.
5. LOOK BOTH WAYS (RIGHT AND LEFT) BEFORE CROSSING THE STREET.
6. WAIT FOR THE BUS TO STOP BEFORE GETTING OFF.
7. STAND WHERE YOUR BUS DRIVER CAN SEE YOU.
8. WATCH FOR THE BUS DRIVER TO SIGNAL BEFORE CROSSING.



COMPLETE STREETS



HOUSTON IS BUILDING STREETS FOR EVERYONE - THEY'RE CALLED COMPLETE STREETS! MATCH THE NUMBER WITH THE COMPLETE STREET ITEM IN THE PICTURE.



| | | | |
|---------------------|--------------------------|-------------------------------|------------------------|
| TRAFFIC LIGHT _____ | PEDESTRIAN REFUGEE _____ | BIKE LANE _____ | SPEED LIMIT SIGN _____ |
| CROSSWALK _____ | RAMP _____ | PEDESTRIAN TRAFFIC SIGN _____ | BIKER RACK _____ |
| SIDE WALK _____ | BUS STOP _____ | STREET LIGHT _____ | |

THE ANSWERS ARE: TRAFFIC LIGHT 7 PEDESTRIAN REFUGEE 1 BIKE LANE 3 SPEED LIMIT SIGN 8
 CROSSWALK 2 RAMP 4 PEDESTRIAN TRAFFIC SIGN 10 BIKER RACK 11
 SIDE WALK 9 BUS STOP 5 STREET LIGHT 6

HOUSTON VISION ZERO COLORING AND ACTIVITY BOOK IS AN EDUCATIONAL RESOURCE CREATED FOR KIDS K-12TH GRADE TO EDUCATE THEM ABOUT VISION ZERO AND SAFETY FOR TRAVELERS: WALKING, BIKING, RIDING AND DRIVING. THE CITY OF HOUSTON IS COMMITTED TO ENDING TRAFFIC DEATHS AND SERIOUS INJURIES BY 2030 CREATING SAFER STREETS FOR ALL HOUSTONIANS, FOR ALL ROAD USERS AND PRIORITIZING SOCIALLY VULNERABLE COMMUNITIES.


IF YOU WOULD LIKE TO LEARN MORE ABOUT HOUSTON VISION ZERO ACTION PLAN, PLEASE VISIT OUR WEBSITE:



WWW.VISIONZEROHOUSTON.COM

CALL US AT (832) 393-6600


OR EMAIL US AT
MOBILITY.PLANNING@HOUSTONTX.GOV

ILLUSTRATED BY VANESSA SANEZ

 WWW.VSANEZ.COM

  @LOSCOLORESDEVANESSA

 EL ARTE DE VANESSA SANEZ

 HELLO@VSANEZ.COM

