

CITY OF HOUSTON
OFFICE
of
BUSINESS OPPORTUNITY

FY2025: July 01, 2024 - March 31, 2025

Minority, Women, and Small
Business Enterprise Awards Report

Appendices: DBE, ACDBE, HUB and LGBTBE Awards

Mayor John Whitmire
OBO Director Cylenphia Hoyrd



Table of Contents

<u>MWSBE Awards Summary</u>	3-5
<u>Citywide Summary</u>	
Citywide Dollars Awarded	6
Year to Date Participation Citywide	6
Citywide MWSBE Awards by Certification Type	7
Citywide MWSBE Awards by Vendor Type	7
Citywide MWSBE Awards by Ethnicity and Contract Type	7
Citywide MWSBE Awards by Ethnicity	7
Citywide MWSBE Awards by Industry Type	8
Utilization of Certified Vendors by Industry Type	8
Citywide Awards by Department	9
<u>MWSBE Awards by Department</u>	
Administration Departments	
Administration and Regulatory Affairs	11
City Controller’s Office	12
Finance	13
Houston Information Technology Services	14
Human Resources	15
Legal Department	16
Mayor’s Office	17
Office of Business Opportunity	18
Development and Maintenance Departments	
Fleet Management Department	19
General Services Department	20
Houston Airport System	21
Houston Public Works	22
Solid Waste Management Department	23
Human and Cultural Services	
Department of Neighborhoods	24
Housing & Community Development Department	25
Houston Health Department	26
Houston Parks and Recreation Department	27
Houston Public Library	28
Public Safety Departments	
Houston Fire Department	29
Houston Police Department	30
Municipal Courts	31
Appendices	
APPENDIX A: Citywide Exempt and Waiver Contracts	32-46
APPENDIX B: Contracts by Council District	47
APPENDIX C: Small procurements for Historically Underutilized Businesses (HUB)	48
APPENDIX D: Disadvantaged Business Enterprise (DBE) Contracts	49
APPENDIX E: Airport Concessions Disadvantaged Business Enterprise (ACDBE) Revenue	50
APPENDIX F: Economic Impact Summary	51

Background

The Office of Business Opportunity is committed to cultivating an inclusive and competitive economic environment in the City of Houston by promoting the success of small businesses and developing Houston's workforce, with a special emphasis on historically underutilized businesses and disenfranchised individuals.

In compliance with Chapter 15, Article V of the City Code of Ordinances, this report details the progress city departments have made towards attaining the utilization goals established for the City's MWSBE program. In addition, for the purpose of reporting the awards to certified firms on all city-related contracts, this report includes the dollars amounts awarded to all certified firms including Disadvantaged Business Enterprises (DBE), Airport Concession Disadvantaged Business Enterprises (ACDBE), Historically Underutilized Businesses (HUB) and Lesbian, Gay, Bisexual and Transgender Business Enterprises (LGBTBE). This data can be found in the appendices.

MWSBE Awards Summary

From Jul 01, 2024 - Mar 31, 2025, the City of Houston awarded a total of \$1,553,994,691 to firms on construction, professional services, and goods & services agreements, with \$385,742,276 awarded to certified minority, women, and small, business enterprises (MWSBE) firms. Of that, \$123,081,800 were exempt contracts, \$368,915,856 were contracts with waivers, and \$4,517,109 were non-goal-oriented contracts. Therefore, the total dollar amount awarded on goal-oriented contracts was \$1,057,479,925, of which \$336,118,743 was awarded to certified MWSBE firms, yielding an average utilization rate of 31.8%.

When analyzing participation of MWSBE firms on **goal-oriented** contracts by **ethnicity**, Hispanic-owned businesses received the largest share \$122,055,746 or 36.3% of the total amount awarded to certified firms. Asian-owned businesses came in second, \$72,181,442 award or 21.5% of dollars awarded. Caucasian Women-owned firms came in third with \$58,625,179 or 17.4%. Black-owned firms were fourth with \$56,520,912 or 16.8%. Other-owned firms were fifth with \$21,900,880 or 6.5%. Native American-owned firms were six with \$3,216,736 or 1.0%. Awards to certified firms each on these contracts totaled 1030 with the following breakdown: Hispanic:281, Asian:246, Black:219, Caucasian Women:175, Non-minority Male:74, Other: 27.

When analyzed by **industry**, MWSBE certified firms on **goal-oriented** construction contracts were awarded \$147,489,251, which is 53.1% of the total amount of \$277,740,812 awarded in all city-related construction projects. A total of \$134,083,236 was awarded to certified firms on professional services contracts out of 39.5% of all professional services contracts awarded citywide, A total of \$54,546,256 was awarded to certified firms on goods & services projects, which is 12.4% of \$440,324,864 awarded to all goods & services projects citywide.

Summary of Exempt and Contracts with Waivers

As stated above, \$123,081,800 were exempt contracts. The remaining \$368,915,856 include contracts that are subject for approval by OBO for a goal waiver due to sole source, non-divisibility, cooperative purchasing agreements, DIR, HGAC, no certified firms available, etc. Please see Appendix A for more details.

Certification Types

Minority Business Enterprise (MBE) certification applies to firms owned and operated by minorities. MBE goals may be applied to any locally funded contract type.

Women Business Enterprise (WBE) certification applies to firms owned and operated by females. As of July 1, 2013, pursuant to amendments to Chapter 15, Article V of the City Code of Ordinances, WBEs have been reinstated on construction contracts, therefore, WBE goals are now applied to any locally funded contract types.

Small Business Enterprise (SBE) certification is race and gender neutral, and applies only to eligible firms in the construction industry. SBEs can be used, up to 4%, to meet contract specific subcontracting MWBE goals on construction related contracts.

Persons with Disabilities Business Enterprise (PDBE) certification applies to eligible firms owned and operated by a disabled veteran or individuals with an existing medically determined physical or mental impairment of a chronic or permanent character. PDBE utilization may be used to augment citywide goals set by City Council. Most PDBEs have multiple certification types. At the time that a contract is awarded, the prime contractor determines which certification type will be utilized. In most cases, PDBEs are utilized as an MBE or SBE.

Disadvantaged Business Enterprise (DBE) certification is a federal certification and applies to firms owned and operated by economically disadvantaged individuals. DBE goals apply only to U.S. Department of Transportation contracts that receive Federal financial assistance.

Airport Concessionaire Disadvantaged Business Enterprise (ACDBE) certification applies to airport concessions only. Contracts awarded to these certified firms are reported separately in the appendices.

Historically Underutilized Businesses (HUB) certification based on ethnicity, U.S. Citizenship, Texas residency and principal place of business in the State of Texas. See attached Appendix.

Lesbian, Gay, Bisexual, Transgender, Business Enterprises (LGBTBE) certified by the National LGBT Chamber of Commerce to promote economic growth and contracting opportunities. See Appendix.

Goal Oriented Contracts

The following are the types of goal-oriented contracts and their annual citywide goals set by City Council. These projects are goal-oriented, which requires MWSBE utilization.

- **Construction** contracts are related to construction projects above \$1M. The citywide goal for construction contracts is 34%.
- **Professional Services** contracts (also known as Regulated contracts) require a professional license e.g. architect, engineer, attorney, or accountant etc. The citywide goal for professional services contracts is 24%.
- **Goods & Services*** contracts provide for the supply of goods and non-personal or nonprofessional services above \$100K. The citywide goal for goods & services contracts is 11%.

The following are subcategories under goods & services contracts. These are non-goal-oriented contract types and do not have citywide goals set by City Council. Note: the utilization of certified vendors on purchase orders and Pcards augments the citywide goal achievement percentage. Purchase orders and Pcard purchases are included in the "goods & services total" in this report.

- **Purchase orders:** direct orders for various purchases made from vendors.
- **PCard purchases:** direct purchases from vendors using City of Houston purchasing cards

Contracts with Waivers** are contracts that don't have a goal per Chapter 15, Article V, Section 15-83, these contracts must be reviewed and approved by the Office of Business Opportunity (OBO). The following reflect the most frequent circumstances under which OBO may approve a request to waive a contract goal:

- **Emergency Contracts** - A public or administrative emergency exists which requires the goods or services being procured to be provided with unusual immediacy.
- **Specialized Contract** - If goods and services being procured are specialized, technical or of a unique nature as to require the contracting department to select its contractor without application of a goal.
- **Economic Burden or Risk** - If requiring a goal would impose an unwarranted economic burden or risk on the City or unduly delay acquisition of the goods or services, or is not in the best interest of the City.
- **No MWSBEs Available** - There are no MWSBEs available in the market to perform the work required in the contract or who possess the specialized license or certification required to do the work.
- **Non Divisible** - The contract cannot be divided to include the use of subcontractors.
- **Sole Source** - Contracts awarded to meet a need that can only be supplied from a firm that provides specialized and/or unique products or services.
- **Direct shipment** - Contracts where the goods are directly shipped to the customer.
- **Minimal MWSBEs Available** - The level of MWSBE availability would produce minimal MWSBE participation.

** As per the recommendation of Strategic Purchasing Division, 'Purchasing' Contracts will be referred to as 'Goods & Services'. The Report has been edited to reflect this change.*

***Departments are required to request a 0% goal from OBO, however, in some cases a department has requested a 0% goal directly from City Council.*

Non-Goal-Oriented Contracts – Construction contracts \$1,000,000 or less and Goods & Services contracts \$100,000 or less. These are contracts that do not require certified firms or a review from the Office of Business Opportunity.

Citywide Dollars Awarded

	A	B	C=A+B	D=B/C
Contract Type	Non MWSBE Amount	MWSBE Amount	Total Amount Awarded	MWSBE %
Construction	\$130,251,562	\$147,489,251	\$277,740,812	53.1%
Professional Services	\$205,331,012	\$134,083,236	\$339,414,249	39.5%
Goods & Services	\$385,778,608	\$54,546,256	\$440,324,864	12.4%
Total	\$721,361,182	\$336,118,743	\$1,057,479,925	31.8%
Exempt Contracts	\$105,712,329	\$17,369,471	\$123,081,800	14.1%
Waiver Contracts	\$337,934,792	\$30,981,064	\$368,915,856	8.4%
Non-Goal-Oriented	\$3,244,112	\$1,272,998	\$4,517,109	28.2%
Grand Total	\$1,168,252,415	\$385,742,276	\$1,553,994,691	24.8%

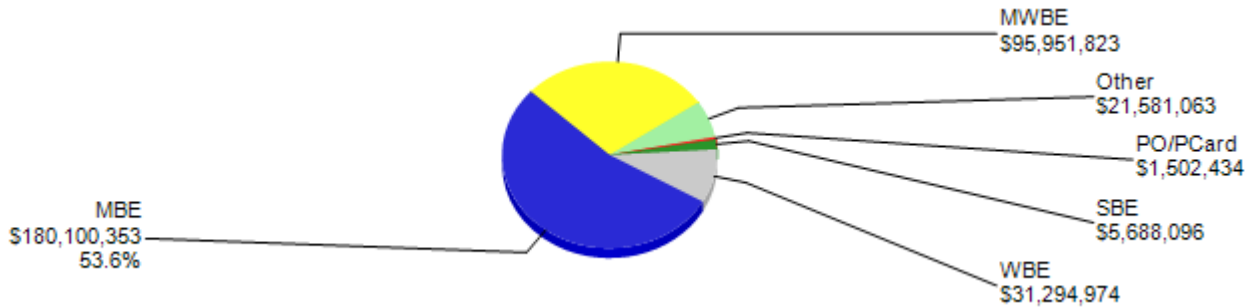
- A. Non MWSBE Amount-Dollars awarded to non-certified firms on contract and non-contract projects. Non-certified prime contractors and non-certified subcontractors are both utilized on projects, therefore this category includes prime and subcontractors.
- B. MWSBE Amount - Dollars awarded to certified MWSBE firms on contract and non-contract projects. Certified MWSBEs can serve as both prime and subcontractors, therefore prime and subcontractors are both included in this category.
- C. Total Amount Awarded - Total contract and non-contract dollars awarded to certified and non-certified firms.
- D. MWSBE % - Percentage of the amount awarded to certified firms compared to the total amount awarded to certified and non-certified firms.

Year to Date Participation Citywide

Contract Area	July 2024 - March 2025		
	Total	MWSBE	%
Construction - MBE		\$124,121,742	44.7%
Construction - MWBE		\$318,226	0.1%
Construction - SBE		\$5,688,096	2.0%
Construction - WBE		\$15,064,280	5.4%
Construction - Other		\$2,296,907	0.8%
Construction Total	\$277,740,812	\$147,489,251	53.1%
Professional Services - MBE		\$55,138,244	16.2%
Professional Services - MWBE		\$56,739,886	16.7%
Professional Services - WBE		\$15,716,560	4.6%
Professional Services - Other		\$6,488,547	1.9%
Professional Services Total	\$339,414,249	\$134,083,236	39.5%
Goods & Services - MBE		\$840,367	0.2%
Goods & Services - MWBE		\$38,893,711	9.1%
Goods & Services - WBE		\$514,134	0.1%
Goods & Services - Other		\$12,795,610	3.0%
Total Goods & Services Contracts	\$425,757,177	\$53,043,822	12.5%
Purchase Orders	\$14,567,687	\$1,502,434	10.3%
Goods & Services Total	\$440,324,864	\$54,546,256	12.4%
Total without Exempt Purchases	\$1,057,479,925	\$336,118,743	31.8%
Exempt Contracts	\$123,081,800	\$17,369,471	14.1%
Waiver Contracts	\$368,915,856	\$30,981,064	8.4%
Non-Goal-Oriented	\$4,517,109	\$1,272,998	28.2%
Total with Exempt Purchases	\$1,553,994,691	\$385,742,276	24.8%

- MWBE certification type was introduced to represent subcontractors whose use as an MBE or WBE was undetermined at the time the contract was awarded.
- Purchase orders and Pcards have multiple certification types which do not require a designation at the time of purchase.
- "Other" references contracts for which goals were set but the goal-credit certified firms were not identified at award time. These contracts include revenue contracts, on-call, design-build, emergency, etc.

Citywide MWSBE Awards by Certification Type



* PO/PCards do not require that certification type be designated at the time of purchase

Citywide MWSBE Awards by Vendor Type

Vendor Type	A		B	C=A/Grand Total	
	Non MWSBE	MWSBE	Total Award	Percent (%)	
Prime	\$708,154,971	\$160,033,281	\$868,188,251	15.1%	
Prime Self Performing	\$0	\$12,810,755	\$12,810,755	1.2%	
Subcontractor	\$140,958	\$161,772,274	\$161,913,232	15.3%	
PO/PCard	\$13,065,253	\$1,502,434	\$14,567,687	0.1%	
Grand Total	\$721,361,182	\$336,118,743	\$1,057,479,925	31.8%	

* PO/PCards do not require the vendor type designated.

Citywide MWSBE Awards by Ethnicity and Contract Type

Contract Type	Asian	Black	Caucasian Women	Hispanic	Native American	Non-minority Male	Other	Total
Construction	\$27,242,584	\$23,963,976	\$8,282,107	\$84,043,940	\$189,839	\$1,171,461	\$2,595,344	\$147,489,251
Professional Services	\$40,643,246	\$24,305,606	\$27,912,718	\$31,349,762	\$3,009,267	\$44,400	\$6,818,238	\$134,083,236
Goods & Services	\$4,295,613	\$8,251,329	\$22,430,354	\$6,662,044	\$17,630	\$397,984	\$12,491,301	\$54,546,256
Grand Total	\$72,181,442	\$56,520,912	\$58,625,179	\$122,055,746	\$3,216,736	\$1,613,845	\$21,904,883	\$336,118,744

Citywide MWSBE Awards by Ethnicity

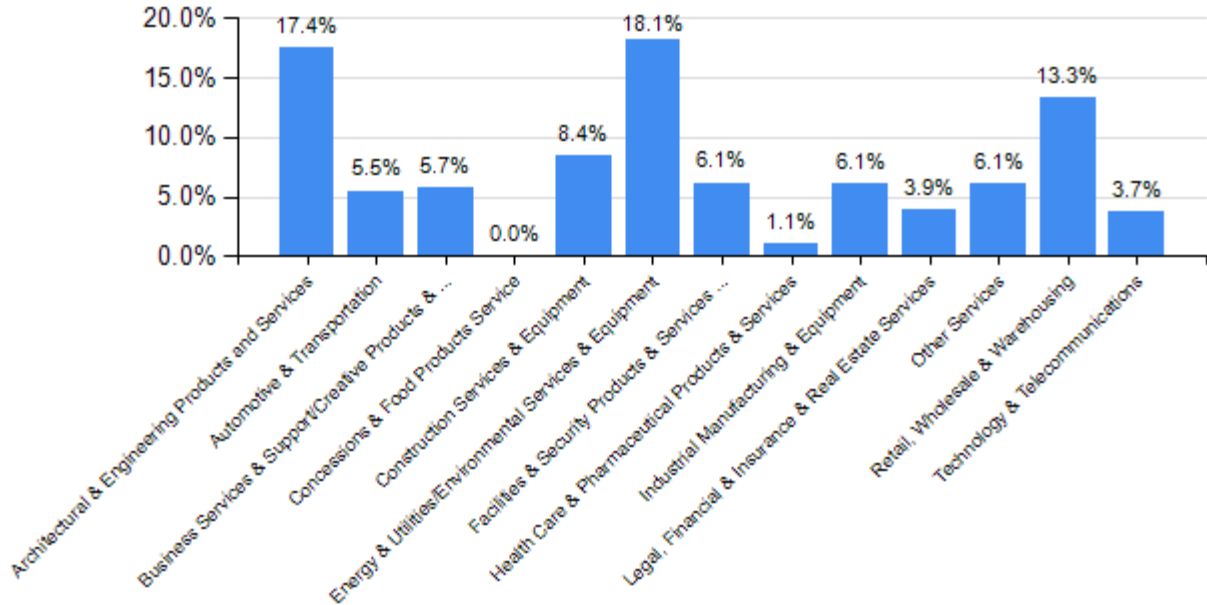
	Asian	Black	Caucasian Women	Hispanic	Native American	Non-minority Male	Other	Total
Count of Amount	246	219	175	281	7	74	28	1030
Sum of Amount	\$72,181,442	\$56,520,912	\$58,625,179	\$122,055,746	\$3,216,736	\$1,613,845	\$21,904,883	\$336,118,744
Percentage	21.5%	16.8%	17.4%	36.3%	1.0%	0.5%	6.5%	100.0%

* The count in each chart represents the number of prime and subcontractors awards. The percentage represents the portion of dollars awarded to certified firms compared to the total dollar amount awarded to all certified firms.

Citywide MWSBE Awards by Industry Type

Industry Type	A	B	C = B/A	D	E=D/B
Industry Type	Number of Certified Firms (1)	Number of Certified Firms Used	Percentage of Utilization	Amount(2)	Average per Vendor
Architectural & Engineering Products and Services	390	68	17.4%	\$54,259,968	\$797,941
Automotive & Transportation	275	15	5.5%	\$15,112,267	\$1,007,484
Business Services & Support/Creative Products & Services	929	53	5.7%	\$13,923,928	\$262,716
Concessions & Food Products Service	97	0	0.0%	\$0	\$0
Construction Services & Equipment	1667	140	8.4%	\$141,716,577	\$1,012,261
Energy & Utilities/Environmental Services & Equipment	171	31	18.1%	\$19,152,810	\$617,833
Facilities & Security Products & Services (Janitorial/Security/HVAC)	474	29	6.1%	\$4,114,498	\$141,879
Health Care & Pharmaceutical Products & Services	184	2	1.1%	\$275,051	\$137,525
Industrial Manufacturing & Equipment	82	5	6.1%	\$533,014	\$106,603
Legal, Financial & Insurance & Real Estate Services	282	11	3.9%	\$6,064,983	\$551,362
Other Services	479	29	6.1%	\$24,682,576	\$851,123
Retail, Wholesale & Warehousing	218	29	13.3%	\$29,115,024	\$1,003,966
Technology & Telecommunications	299	11	3.7%	\$27,168,047	\$2,469,822
Grand Total	5547	423	7.6%	\$336,118,743	\$794,607

Utilization of Certified Vendors by Industry Type



(1) At the end of the Fiscal Year there were a total of 5904 certified firms however this includes ACDBE, DBE, LGBTBE and HUB businesses which are not applicable to the MWSBE program. The total of 5547 only includes the total MBE, WBE, SBE and PDBE certified firms which are applicable to this program.

**Citywide Summary
FY2025:
Jul 01, 2024 - Mar 31, 2025**

FY2025 MWSBE Awards by Department ¹							
Department/Division ²	Non MWSBE		MWSBE		Total Award		
	A		B		C=A+B		D=B/C
	Count	Amount	Count	Amount	Count	Total	Current Percentage
Administration and Regulatory Affairs	116	\$12,229,576	4	\$488,933	120	\$12,718,508	3.8%
City Controller's Office	10	\$172,343	4	\$55,487	14	\$227,830	24.4%
City Council *	2	\$29,051			2	\$29,051	
Department of Neighborhoods	5	\$66,586	1	\$40,000	6	\$106,586	37.5%
Finance Department	21	\$7,563,406	3	\$508,742	24	\$8,072,148	6.3%
Fleet Management Department	592	\$3,309,361	41	\$3,030,248	633	\$6,339,609	47.8%
General Services Department	46	\$18,395,168	93	\$5,944,560	139	\$24,339,728	24.4%
Housing and Community Development Department	270	\$2,365,426	94	\$6,473,921	364	\$8,839,347	73.2%
Houston Airport System	318	\$47,201,544	122	\$17,740,049	440	\$64,941,593	27.3%
Houston Emergency Center *	1	\$491			1	\$491	
Houston Fire Department	74	\$303,660	5	\$53,525	79	\$357,185	15.0%
Houston Health Department	80	\$2,897,286	11	\$566,114	91	\$3,463,400	16.3%
Houston Information Technology Services	18	\$9,001,416	10	\$31,821,780	28	\$40,823,196	78.0%
Houston Parks and Recreation Department	58	\$1,814,959	1	\$131,400	59	\$1,946,359	6.8%
Houston Police Department	132	\$1,353,389	23	\$273,464	155	\$1,626,853	16.8%
Houston Public Library	166	\$1,016,254	12	\$43,718	178	\$1,059,972	4.1%
Houston Public Works	473	\$508,285,065	574	\$251,321,380	1,047	\$759,606,445	33.1%
Human Resources	37	\$432,262	9	\$144,506	46	\$576,768	25.1%
Legal Department	4	\$2,158,557	3	\$559,900	7	\$2,718,457	20.6%
Mayor's Office	13	\$300,196	5	\$168,253	18	\$468,449	35.9%
Municipal Courts Department	59	\$185,338	4	\$184,420	63	\$369,758	49.9%
Office of Business Opportunity	1	\$408,175	1	\$128,898	2	\$537,073	24.0%
Planning & Development Department *	8	\$109,443			8	\$109,443	
Solid Waste Management Department	21	\$101,762,231	10	\$16,439,445	31	\$118,201,677	13.9%
Total	2,525	\$721,361,182	1,030	\$336,118,743	3,555	\$1,057,479,925	31.8%

* Departments denoted with an asterisk only include expenditures for purchase orders and Pcards, which are not goal-oriented and do not require certified firms on each purchase. However, certified firms that were utilized on purchase orders and Pcards are counted toward the goods & services goal.

(1) Excludes Exempt and non-goal-oriented contracts

(2) The amounts for strategic Purchasing and City of Houston reflect contracts and non-contracts processed for multiple departments and cannot be applied to the certified vendor awards for one department only.

(3) Finance Department figures include General Government and Strategic Procurement Division transactions as well.

Table of Contents

MWSBE Awards by Department

Administration Departments

Administration and Regulatory Affairs	11
City Controller’s Office	12
Finance	13
Houston Information Technology Services	14
Human Resources	15
Legal Department	16
Mayor’s Office	17
Office of Business Opportunity	18

Development and Maintenance Departments

Fleet Management Department	19
General Services Department	20
Houston Airport System	21
Houston Public Works	22
Solid Waste Management Department	23

Human and Cultural Services

Department of Neighborhoods	24
Housing & Community Development Department	25
Houston Health Department	26
Houston Parks and Recreation Department	27
Houston Public Library	28

Public Safety Departments

Houston Fire Department	29
Houston Police Department	30
Municipal Courts	31

Appendices

APPENDIX A: Citywide Exempt and Waiver Contracts	32-46
APPENDIX B: Contracts by Council District	47
APPENDIX C: Small procurements for Historically Underutilized Businesses (HUB)	48
APPENDIX D: Disadvantaged Business Enterprise (DBE) Contracts	49
APPENDIX E: Airport Concessions Disadvantaged Business Enterprise (ACDBE) Revenue	50
APPENDIX F: Economic Impact Summary	51

Administration and Regulatory Affairs

Details by Department

7/1/2024-3/31/2025

The Administration and Regulatory Affairs Department (ARA) provides efficient and logical solutions to administrative and regulatory challenges. The department oversees Parking, Operations/3-1-1, Payroll, Administrative Services, BARC (the City's Animal Shelter and Adoption Facility), Transportation and Insurance Management.

Year to date, ARA awarded \$16,381,261, of which \$488,932 was awarded to certified firms, accounting for 3.0% utilization over all awards. However, from this amount, \$3,662,754 was either exempt from MWBE goals, granted a waiver, or non goal-oriented. From the remaining \$12,718,508, the department registered 3.8% utilization by awarding a total of \$488,933 to certified firms.

FY2025 Dollars Awarded

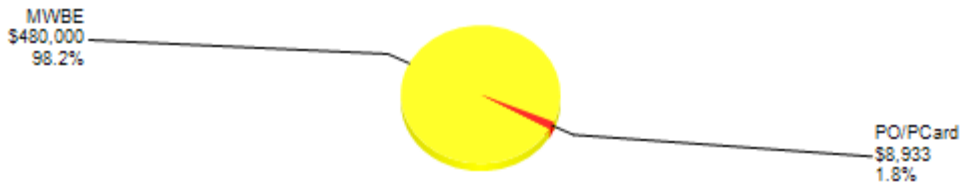
	A	B	C=A+B	D=B/C
Contract Type1	Non MWSBE Amount	MWSBE Amount	Total Amount Awarded	MWSBE %
Construction	\$0	\$0	\$0	0.0%
Professional Services	\$0	\$0	\$0	0.0%
Goods & Services	\$12,229,576	\$488,933	\$12,718,508	3.8%
Total	\$12,229,576	\$488,933	\$12,718,508	3.8%
Exempt Contracts	\$363,414	\$0	\$363,414	0.0%
Waiver Contracts	\$3,199,918	\$0	\$3,199,918	0.0%
Non-Goal-Oriented	\$99,421	\$0	\$99,421	0.0%
Grand Total	\$15,892,330	\$488,932	\$16,381,261	3.0%

FY2025 MWSBE Awards by Vendor Type

	A	B	C=A/Grand Total
Vendor Type	Non MWSBE	MWSBE	Percent (%)
Prime	\$11,520,000		0.0%
SubContractor		\$480,000	3.8%
PO/PCard	\$709,576	\$8,933	0.1%
Total Award	\$12,229,576	\$488,933	3.8%

* PO/PCards do not require the vendor type designated.

Awards by Certification Type



* PO/PCards do not require that certification type be designated at the time of purchase

FY2025 MWSBE Awards by Ethnicity

	Black	Caucasian Women	Total
Count of Amount	2	2	4
Sum of Amount	\$483,071	\$5,861	\$488,933
Percentage	98.8%	1.2%	100.0%

* The count in each chart represents the number of awards. The percentage represents the portion of dollars awarded to certified firms compared to the total dollar amount awarded to all certified firms.

City Controller's Office

Details by Department

7/1/2024-3/31/2025

The City Controller serves as the City's Chief Financial Officer and is responsible for ensuring that the assets of the City are properly accounted for and expended in a manner consistent with applicable laws, policies, plans and procedures. To accomplish this goal, the City Controller performs various functions including but not limited to certifying the availability of City funds prior to Council approval of City commitments, processing and monitoring disbursements which total 2.4 billion dollars annually, investing the City's funds, conducting internal audits of City departments and federal grant programs, operating and maintaining the City's financial management system, conducting the sale of the City's public improvement and revenue bonds, and producing a comprehensive annual financial report.

Year to date, CTR awarded \$1,788,330, of which \$55,487 was awarded to certified firms, accounting for 3.1% utilization over all awards. However, from this amount, \$1,560,500 was either exempt from MWBE goals, granted a waiver, or non goal-oriented. From the remaining \$227,830, the department registered 24.4% utilization by awarding a total of \$55,487 to certified firms.

FY2025 Dollars Awarded

	A	B	C=A+B	D=B/C
Contract Type1	Non MWSBE Amount	MWSBE Amount	Total Amount Awarded	MWSBE %
Construction	\$0	\$0	\$0	0.0%
Professional Services	\$60,513	\$7,487	\$68,000	11.0%
Goods & Services	\$111,830	\$48,000	\$159,830	30.0%
Total	\$172,343	\$55,487	\$227,830	24.4%
Exempt Contracts	\$0	\$0	\$0	0.0%
Waiver Contracts	\$1,560,500	\$0	\$1,560,500	0.0%
Non-Goal-Oriented	\$0	\$0	\$0	0.0%
Grand Total	\$1,732,843	\$55,487	\$1,788,330	3.1%

FY2025 MWSBE Awards by Vendor Type

	A	B	C=A/Grand Total	
Vendor Type	Non MWSBE	MWSBE	Total Award	Percent (%)
Prime	\$60,513		\$60,513	0.0%
SubContractor		\$7,487	\$7,487	3.3%
PO/PCard	\$111,830	\$48,000	\$159,830	21.1%
Total Award	\$172,343	\$55,487	\$227,830	24.4%

* PO/Pcards do not require the vendor type designated.

Awards by Certification Type



* PO/Pcards do not require that certification type be designated at the time of purchase

FY2025 MWSBE Awards by Ethnicity

	Black	Caucasian Women	Total
Count of Amount	2	2	4
Sum of Amount	\$50,496	\$4,991	\$55,487
Percentage	91.0%	9.0%	100.0%

* The count in each chart represents the number of awards. The percentage represents the portion of dollars awarded to certified firms compared to the total dollar amount awarded to all certified firms.

Finance Department
Details by Department
7/1/2024-3/31/2025

The Finance Department's (FIN) mission is to safeguard the fiscal integrity of the City, and enable City stakeholders to do the same. We will do this by sustaining and growing a dynamic organization filled with strong people that use rigorous policies, processes, and systems. Strategic Purchasing (SPD) and General Government (GG) transactions are included in the summary below.

Year to date, FIN awarded \$8,947,922, of which \$508,742 was awarded to certified firms, accounting for 5.7% utilization over all awards. However, from this amount, \$875,775 was either exempt from MWBE goals, granted a waiver, or non goal-oriented. From the remaining \$8,072,148, the department registered 6.3% utilization by awarding a total of \$508,742 to certified firms.

FY2025 Dollars Awarded

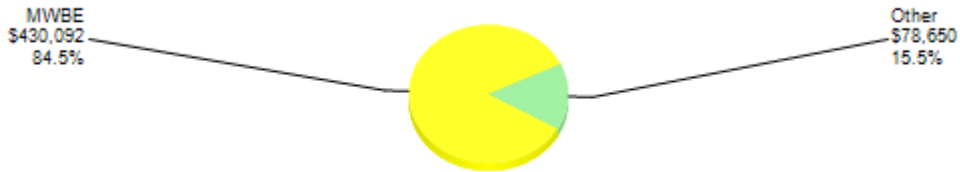
	A	B	C=A+B	D=B/C
Contract Type1	Non MWSBE Amount	MWSBE Amount	Total Amount Awarded	MWSBE %
Construction	\$0	\$0	\$0	0.0%
Professional Services	\$6,738,108	\$430,092	\$7,168,200	6.0%
Goods & Services Total	\$815,298	\$78,650	\$893,948	8.8%
Goods & Services Total (GG)	\$10,000	\$0	\$10,000	0.0%
Total	\$7,563,406	\$508,742	\$8,072,148	6.3%
Exempt Contracts	\$65,952	\$0	\$65,952	0.0%
Waiver Contracts	\$809,822	\$0	\$809,822	0.0%
Non-Goal-Oriented	\$0	\$0	\$0	0.0%
Grand Total	\$8,439,181	\$508,742	\$8,947,922	5.7%

FY2025 MWSBE Awards by Vendor Type

	A	B	C=A/Grand Total
Vendor Type	Non MWSBE	MWSBE	Total Award
Prime	\$7,374,458		\$7,374,458
SubContractor		\$508,742	\$508,742
PO/PCard	\$188,948		\$188,948
Total Award	\$7,563,406	\$508,742	\$8,072,148

* PO/Pcards do not require the vendor type designated.

Awards by Certification Type



* PO/Pcards do not require that certification type be designated at the time of purchase

FY2025 MWSBE Awards by Ethnicity

	Asian	Hispanic	Other	Total
Count of Amount	1	1	1	3
Sum of Amount	\$430,092	\$0	\$78,650	\$508,742
Percentage	84.5%	0.0%	15.5%	100.0%

* The count in each chart represents the number of awards. The percentage represents the portion of dollars awarded to certified firms compared to the total dollar amount awarded to all certified firms.

Houston Information Technology Services

Details by Department

7/1/2024-3/31/2025

Houston Information Technology Services' (HITS) mission is to provide solutions that serve, protect, and enlighten the residents and visitors of Houston by being a catalyst that transforms Houston into a digital city for all. The department's Strategic Plan includes focus on optimizing City operations, improved data-driven decision making, improved access to citizen services, and to inspire & empower employees.

Year to date, HITS awarded \$111,237,178, of which \$42,911,451 was awarded to certified firms, accounting for 38.6% utilization over all awards. However, from this amount, \$70,413,982 was either exempt from MWBE goals, granted a waiver, or non goal-oriented. From the remaining \$40,823,196, the department registered 78.0% utilization by awarding a total of \$31,821,780 to certified firms.

FY2025 Dollars Awarded

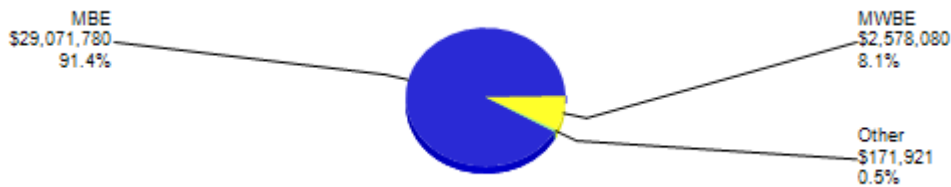
	A	B	C=A+B	D=B/C
Contract Type1	Non MWSBE Amount	MWSBE Amount	Total Amount Awarded	MWSBE %
Construction	\$0	\$0	\$0	0.0%
Professional Services	\$8,175,163	\$31,649,859	\$39,825,022	79.5%
Goods & Services	\$826,253	\$171,921	\$998,174	17.2%
Total	\$9,001,416	\$31,821,780	\$40,823,196	78.0%
Exempt Contracts	\$50,010,444	\$11,089,671	\$61,100,115	18.2%
Waiver Contracts	\$9,313,867	\$0	\$9,313,867	0.0%
Non-Goal-Oriented	\$0	\$0	\$0	0.0%
Grand Total	\$68,325,727	\$42,911,451	\$111,237,178	38.6%

FY2025 MWSBE Awards by Vendor Type

	A	B	C=A/Grand Total	
Vendor Type	Non MWSBE	MWSBE	Total Award	Percent (%)
Prime	\$8,821,914	\$29,071,780	\$37,893,694	71.2%
Prime Self Performing		\$63,750	\$63,750	0.2%
SubContractor		\$2,686,251	\$2,686,251	6.6%
PO/PCard	\$179,502		\$179,502	0.0%
Total Award	\$9,001,416	\$31,821,780	\$40,823,196	78.0%

* PO/PCards do not require the vendor type designated.

Awards by Certification Type



* PO/PCards do not require that certification type be designated at the time of purchase

FY2025 MWSBE Awards by Ethnicity

	Asian	Black	Hispanic	Other	Total
Count of Amount	2	6	1	1	10
Sum of Amount	\$3,895,706	\$6,615,580	\$21,138,574	\$171,921	\$31,821,780
Percentage	12.2%	20.8%	66.4%	0.5%	100.0%

* The count in each chart represents the number of awards. The percentage represents the portion of dollars awarded to certified firms compared to the total dollar amount awarded to all certified firms.

Human Resources
Details by Department
7/1/2024-3/31/2025

The Human Resources Department (HR) is committed to the recruitment, retention and development of a highly diverse workforce, serving more than 21,000 city employees across 25 city departments. HR manages services for Safety and Risk Management, Workers' Compensation, Benefits Administration, Talent Management, Strategic Planning and Citywide Corporate Training.

Year to date, HR awarded \$636,768, of which \$144,506 was awarded to certified firms, accounting for 22.7% utilization over all awards. However, from this amount, \$60,000 was either exempt from MWBE goals, granted a waiver, or non goal-oriented. From the remaining \$576,768, the department registered 25.1% utilization by awarding a total of \$144,506 to certified firms.

FY2025 Dollars Awarded

	A	B	C=A+B	D=B/C
Contract Type1	Non MWSBE Amount	MWSBE Amount	Total Amount Awarded	MWSBE %
Construction	\$0	\$0	\$0	0.0%
Professional Services	\$49,800	\$0	\$49,800	0.0%
Goods & Services	\$382,462	\$144,506	\$526,968	27.4%
Total	\$432,262	\$144,506	\$576,768	25.1%
Exempt Contracts	\$0	\$0	\$0	0.0%
Waiver Contracts	\$0	\$0	\$0	0.0%
Non-Goal-Oriented	\$60,000	\$0	\$60,000	0.0%
Grand Total	\$492,262	\$144,506	\$636,768	22.7%

FY2025 MWSBE Awards by Vendor Type

	A	B	C=A/Grand Total
Vendor Type	Non MWSBE	MWSBE	Total Award
Prime	\$49,800		\$49,800
PO/PCard	\$382,462	\$144,506	\$526,968
Total Award	\$432,262	\$144,506	\$576,768

* PO/PCards do not require the vendor type designated.

Awards by Certification Type



* PO/PCards do not require that certification type be designated at the time of purchase

FY2025 MWSBE Awards by Ethnicity

	Asian	Black	Caucasian Women	Hispanic	Total
Count of Amount	1	2	3	3	9
Sum of Amount	\$46,040	\$57,500	\$4,616	\$36,350	\$144,506
Percentage	31.9%	39.8%	3.2%	25.2%	100.0%

* The count in each chart represents the number of awards. The percentage represents the portion of dollars awarded to certified firms compared to the total dollar amount awarded to all certified firms.

Legal Department
Details by Department
7/1/2024-3/31/2025

The Legal Department (LGL) strives to provide the highest quality municipal legal services to the City, its elected and appointed officials, and its employees in the most efficient manner feasible.

Year to date, LGL awarded \$4,890,457, of which \$559,900 was awarded to certified firms, accounting for 11.4% utilization over all awards. However, from this amount, \$2,172,000 was either exempt from MWBE goals, granted a waiver, or non goal-oriented. From the remaining \$2,718,457, the department registered 20.6% utilization by awarding a total of \$559,900 to certified firms.

FY2025 Dollars Awarded

	A	B	C=A+B	D=B/C
Contract Type1	Non MWSBE Amount	MWSBE Amount	Total Amount Awarded	MWSBE %
Construction	\$0	\$0	\$0	0.0%
Professional Services	\$2,117,100	\$559,900	\$2,677,000	20.9%
Goods & Services	\$41,457	\$0	\$41,457	0.0%
Total	\$2,158,557	\$559,900	\$2,718,457	20.6%
Exempt Contracts	\$0	\$0	\$0	0.0%
Waiver Contracts	\$2,172,000	\$0	\$2,172,000	0.0%
Non-Goal-Oriented	\$0	\$0	\$0	0.0%
Grand Total	\$4,330,557	\$559,900	\$4,890,457	11.4%

FY2025 MWSBE Awards by Vendor Type

	A	B	C=A/Grand Total
Vendor Type	Non MWSBE	MWSBE	Total Award
Prime	\$2,117,100		\$2,117,100
SubContractor		\$559,900	\$559,900
PO/Pcard	\$41,457		\$41,457
Total Award	\$2,158,557	\$559,900	\$2,718,457

* PO/Pcards do not require the vendor type designated.

Awards by Certification Type



* PO/Pcards do not require that certification type be designated at the time of purchase

FY2025 MWSBE Awards by Ethnicity

	Black	Hispanic	Total
Count of Amount	2	1	3
Sum of Amount	\$492,400	\$67,500	\$559,900
Percentage	87.9%	12.1%	100.0%

* The count in each chart represents the number of awards. The percentage represents the portion of dollars awarded to certified firms compared to the total dollar amount awarded to all certified firms.

Mayor's Office
Details by Department
7/1/2024-3/31/2025

The Mayor's Office (MYR) is responsible for the general management of the City and for seeing that laws and ordinances are enforced. Divisions of the Mayor's Office include, but are not limited to, CitizensNet, Crime Victims Assistance, Cultural Affairs, Economic Development, Green Houston, HTV (Municipal Channel), Intergovernmental Relations, International Trade and Development, Public Safety and Homeland Security, and Special Events.

Year to date, MYR awarded \$40,664,041, of which \$1,016,822 was awarded to certified firms, accounting for 2.5% utilization over all awards. However, from this amount, \$40,195,592 was either exempt from MWBE goals, granted a waiver, or non goal-oriented. From the remaining \$468,449, the department registered 35.9% utilization by awarding a total of \$168,253 to certified firms.

FY2025 Dollars Awarded

	A	B	C=A+B	D=B/C
Contract Type1	Non MWSBE Amount	MWSBE Amount	Total Amount Awarded	MWSBE %
Construction	\$0	\$0	\$0	0.0%
Professional Services	\$0	\$0	\$0	0.0%
Goods & Services	\$300,196	\$168,253	\$468,449	35.9%
Total	\$300,196	\$168,253	\$468,449	35.9%
Exempt Contracts	\$0	\$0	\$0	0.0%
Waiver Contracts	\$38,743,419	\$149,793	\$38,893,212	0.4%
Non-Goal-Oriented	\$603,604	\$698,776	\$1,302,380	53.7%
Grand Total	\$39,647,219	\$1,016,822	\$40,664,041	2.5%

FY2025 MWSBE Awards by Vendor Type

	A	B	C=A/Grand Total
Vendor Type	Non MWSBE	MWSBE	Total Award
Prime	\$114,871	\$128,367	\$243,239
Prime Self Performing		\$14,763	\$14,763
SubContractor		\$14,763	\$14,763
PO/PCard	\$185,325	\$10,359	\$195,684
Total Award	\$300,196	\$168,253	\$468,449

* PO/PCards do not require the vendor type designated.

Awards by Certification Type



* PO/PCards do not require that certification type be designated at the time of purchase

FY2025 MWSBE Awards by Ethnicity

	Asian	Black	Hispanic	Total
Count of Amount	1	3	1	5
Sum of Amount	\$7,900	\$145,590	\$14,763	\$168,253
Percentage	4.7%	86.5%	8.8%	100.0%

* The count in each chart represents the number of awards. The percentage represents the portion of dollars awarded to certified firms compared to the total dollar amount awarded to all certified firms.

Office of Business Opportunity

Details by Department

7/1/2024-3/31/2025

The Office of Business Opportunity (OBO) is committed to creating a competitive and diverse business environment in the City of Houston by promoting the growth and success of local small businesses, with special emphasis on historically underutilized groups by ensuring their meaningful participation in the government procurement process.

Year to date, OBO awarded \$537,073, of which \$128,898 was awarded to certified firms, accounting for 24.0% utilization over all awards. However, from this amount, \$0 was either exempt from MWBE goals, granted a waiver, or non goal-oriented. From the remaining \$537,073, the department registered 24.0% utilization by awarding a total of \$128,898 to certified firms.

FY2025 Dollars Awarded

	A	B	C=A+B	D=B/C
Contract Type1	Non MWSBE Amount	MWSBE Amount	Total Amount Awarded	MWSBE %
Construction	\$0	\$0	\$0	0.0%
Professional Services	\$408,175	\$128,898	\$537,073	24.0%
Goods & Services	\$0	\$0	\$0	0.0%
Total	\$408,175	\$128,898	\$537,073	24.0%
Exempt Contracts	\$0	\$0	\$0	0.0%
Waiver Contracts	\$0	\$0	\$0	0.0%
Non-Goal-Oriented	\$0	\$0	\$0	0.0%
Grand Total	\$408,175	\$128,898	\$537,073	24.0%

FY2025 MWSBE Awards by Vendor Type

	A	B	C=A/Grand Total	
Vendor Type	Non MWSBE	MWSBE	Total Award	Percent (%)
Prime	\$408,175		\$408,175	0.0%
SubContractor		\$128,898	\$128,898	24.0%
Total Award	\$408,175	\$128,898	\$537,073	24.0%

* PO/Pcards do not require the vendor type designated.

Awards by Certification Type



* PO/Pcards do not require that certification type be designated at the time of purchase

FY2025 MWSBE Awards by Ethnicity

	Black	Total
Count of Amount	1	1
Sum of Amount	\$128,898	\$128,898
Percentage	100.0%	100.0%

* The count in each chart represents the number of awards. The percentage represents the portion of dollars awarded to certified firms compared to the total dollar amount awarded to all certified firms.

Fleet Management Department

Details by Department

7/1/2024-3/31/2025

The mission of the Fleet Management Department (FMD) is to maximize the use and value of the City's vehicle assets. The department partners with other City departments to provide quality services and reliable, safe, and environmentally-efficient vehicles in a cost-effective and transparent manner.

Year to date, FMD awarded \$77,887,733, of which \$15,875,387 was awarded to certified firms, accounting for 20.4% utilization over all awards. However, from this amount, \$71,548,125 was either exempt from MWBE goals, granted a waiver, or non goal-oriented. From the remaining \$6,339,609, the department registered 47.8% utilization by awarding a total of \$3,030,248 to certified firms.

FY2025 Dollars Awarded

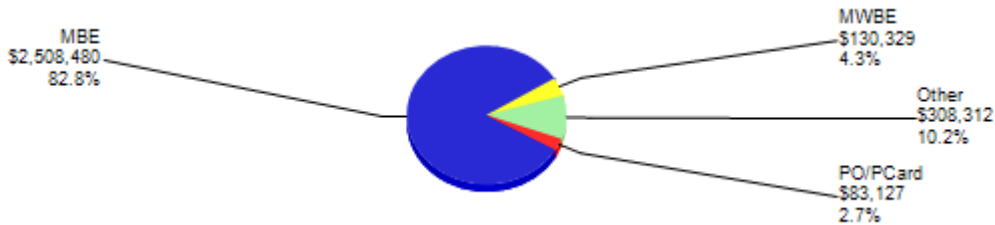
	A	B	C=A+B	D=B/C
Contract Type1	Non MWSBE Amount	MWSBE Amount	Total Amount Awarded	MWSBE %
Construction	\$0	\$0	\$0	0.0%
Professional Services	\$0	\$2,508,480	\$2,508,480	100.0%
Goods & Services	\$3,309,361	\$521,768	\$3,831,129	13.6%
Total	\$3,309,361	\$3,030,248	\$6,339,609	47.8%
Exempt Contracts	\$200,000	\$0	\$200,000	0.0%
Waiver Contracts	\$58,273,168	\$12,845,139	\$71,118,307	18.1%
Non-Goal-Oriented	\$229,817	\$0	\$229,817	0.0%
Grand Total	\$62,012,346	\$15,875,387	\$77,887,733	20.4%

FY2025 MWSBE Awards by Vendor Type

	A	B	C=A/Grand Total
Vendor Type	Non MWSBE	MWSBE	Total Award
Prime	\$2,041,825	\$2,816,792	\$4,858,617
SubContractor		\$130,329	\$130,329
PO/PCard	\$1,267,535	\$83,127	\$1,350,662
Total Award	\$3,309,361	\$3,030,248	\$6,339,609

* PO/PCards do not require the vendor type designated.

Awards by Certification Type



* PO/PCards do not require that certification type be designated at the time of purchase

FY2025 MWSBE Awards by Ethnicity

	Asian	Black	Caucasian Women	Hispanic	Non-minority Male	Other	Total
Count of Amount	1	3	16	16	4	1	41
Sum of Amount	\$2,580	\$2,519,405	\$41,264	\$155,478	\$311,522	\$0	\$3,030,248
Percentage	0.1%	83.1%	1.4%	5.1%	10.3%	0.0%	100.0%

* The count in each chart represents the number of awards. The percentage represents the portion of dollars awarded to certified firms compared to the total dollar amount awarded to all certified firms.

General Services Department

Details by Department

7/1/2024-3/31/2025

The General Services Department (GSD) was established in the year 2000 to construct and maintain the City's building portfolio, and providing a comprehensive suite of services to over 300 facilities; representing 7.7 million square feet of occupied space. GSD assists in identifying the appropriate real estate solutions and provides design and construction services for the development of a facility. Divisions include: Asset Management & Strategic Planning, Design & Construction, Financial & Energy Administrative Services, Property Management, and Security Management.

Year to date, GSD awarded \$37,247,093, of which \$5,944,560 was awarded to certified firms, accounting for 16.0% utilization over all awards. However, from this amount, \$12,907,365 was either exempt from MWBE goals, granted a waiver, or non goal-oriented. From the remaining \$24,339,728, the department registered 24.4% utilization by awarding a total of \$5,944,560 to certified firms.

FY2025 Dollars Awarded

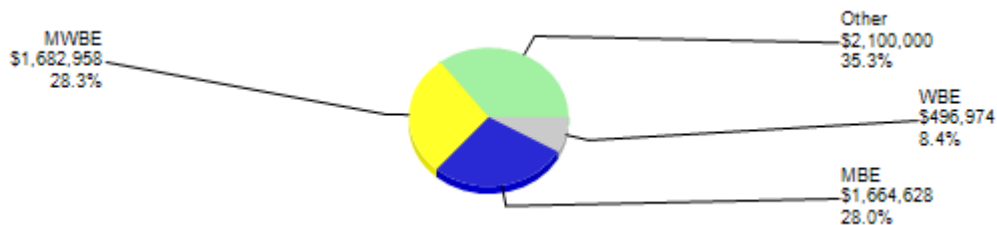
Contract Type ¹	A	B	C=A+B	D=B/C
	Non MWSBE Amount	MWSBE Amount	Total Amount Awarded	MWSBE %
Construction	\$8,738,953	\$2,022,972	\$10,761,925	18.8%
Professional Services	\$9,613,200	\$3,121,588	\$12,734,788	24.5%
Goods & Services	\$43,015	\$800,000	\$843,015	94.9%
Total	\$18,395,168	\$5,944,560	\$24,339,728	24.4%
Exempt Contracts	\$677,000	\$0	\$677,000	0.0%
Waiver Contracts	\$12,055,832	\$0	\$12,055,832	0.0%
Non-Goal-Oriented	\$174,533	\$0	\$174,533	0.0%
Grand Total	\$31,302,533	\$5,944,560	\$37,247,093	16.0%

FY2025 MWSBE Awards by Vendor Type

Vendor Type	A		B	C=A/Grand Total
	Non MWSBE	MWSBE	Total Award	Percent (%)
Prime	\$18,343,368	\$2,238,630	\$20,581,998	9.2%
Prime Self Performing		\$84,501	\$84,501	0.3%
SubContractor	\$8,786	\$3,621,430	\$3,630,215	14.9%
PO/PCard	\$43,015		\$43,015	0.0%
Total Award	\$18,395,168	\$5,944,560	\$24,339,728	24.4%

* PO/PCards do not require the vendor type designated.

Awards by Certification Type



* PO/PCards do not require that certification type be designated at the time of purchase

FY2025 MWSBE Awards by Ethnicity

	Asian	Black	Caucasian Women	Hispanic	Non-minority Male	Other	Total
Count of Amount	35	10	24	21	2	1	93
Sum of Amount	\$1,300,244	\$664,982	\$1,115,863	\$719,071	\$44,400	\$2,100,000	\$5,944,560
Percentage	21.9%	11.2%	18.8%	12.1%	0.7%	35.3%	100.0%

* The count in each chart represents the number of awards. The percentage represents the portion of dollars awarded to certified firms compared to the total dollar amount awarded to all certified firms.

Houston Airport System

Details by Department

7/1/2024-3/31/2025

The Houston Airport System (HAS) ranks as one of the largest multi-airport systems in the world. The system consists of: George Bush Intercontinental Airport (IAH)—ranked as the 7th largest U.S. airport, William P. Hobby Airport (HOU), and Ellington Airport (EFD). The 3 airport system serves more than 50 million passengers annually.

Year to date, HAS awarded \$81,746,597, of which \$17,740,049 was awarded to certified firms, accounting for 21.7% utilization over all awards. However, from this amount, \$16,805,003 was either exempt from MWBE goals, granted a waiver, or non goal-oriented. From the remaining \$64,941,593, the department registered 27.3% utilization by awarding a total of \$17,740,049 to certified firms.

FY2025 Dollars Awarded

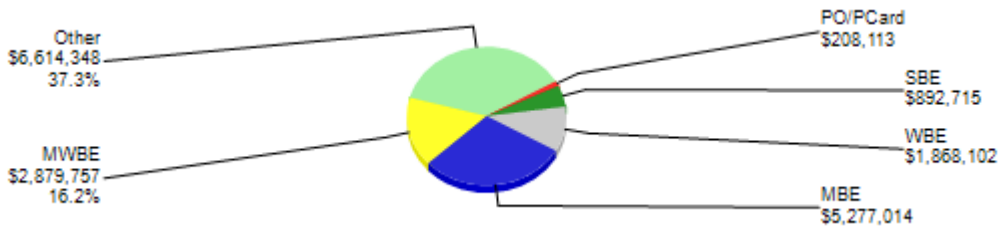
	A	B	C=A+B	D=B/C
Contract Type1	Non MWSBE Amount	MWSBE Amount	Total Amount Awarded	MWSBE %
Construction	\$14,522,222	\$8,141,620	\$22,663,842	35.9%
Professional Services	\$14,415,304	\$6,675,192	\$21,090,496	31.7%
Goods & Services	\$18,264,018	\$2,923,238	\$21,187,256	13.8%
Total	\$47,201,544	\$17,740,049	\$64,941,593	27.3%
Exempt Contracts	\$2,389,042	\$0	\$2,389,042	0.0%
Waiver Contracts	\$14,415,962	\$0	\$14,415,962	0.0%
Non-Goal-Oriented	\$0	\$0	\$0	0.0%
Grand Total	\$64,006,547	\$17,740,049	\$81,746,597	21.7%

FY2025 MWSBE Awards by Vendor Type

	A	B	C=A/Grand Total
Vendor Type	Non MWSBE	MWSBE	Total Award
Prime	\$45,506,228	\$2,560,000	\$48,066,228
Prime Self Performing		\$320,000	\$320,000
SubContractor	\$0	\$14,651,936	\$14,651,936
PO/PCard	\$1,695,316	\$208,113	\$1,903,429
Total Award	\$47,201,544	\$17,740,049	\$64,941,593
			27.3%

* PO/PCards do not require the vendor type designated.

Awards by Certification Type



* PO/PCards do not require that certification type be designated at the time of purchase

FY2025 MWSBE Awards by Ethnicity

	Asian	Black	Caucasian Women	Hispanic	Non-minority Male	Other	Total
Count of Amount	11	27	9	18	53	4	122
Sum of Amount	\$1,571,672	\$1,911,585	\$1,767,310	\$5,089,745	\$455,697	\$6,944,039	\$17,740,049
Percentage	8.9%	10.8%	10.0%	28.7%	2.6%	39.1%	100.0%

* The count in each chart represents the number of awards. The percentage represents the portion of dollars awarded to certified firms compared to the total dollar amount awarded to all certified firms.

Houston Public Works

Details by Department

7/1/2024-3/31/2025

The Houston Public Works (HPW) department is tasked with providing the range of services integral to maintaining the City's infrastructure. Administration, planning, maintenance, construction management and technical engineering all fall under the umbrella of the department's responsibilities, including distribution of billions of gallons of water, and maintenance of over 16,000 miles of streets.

Year to date, HPW awarded \$926,842,287, of which \$270,069,414 was awarded to certified firms, accounting for 29.1% utilization over all awards. However, from this amount, \$167,235,842 was either exempt from MWBE goals, granted a waiver, or non goal-oriented. From the remaining \$759,606,445, the department registered 33.1% utilization by awarding a total of \$251,321,380 to certified firms.

FY2025 Dollars Awarded

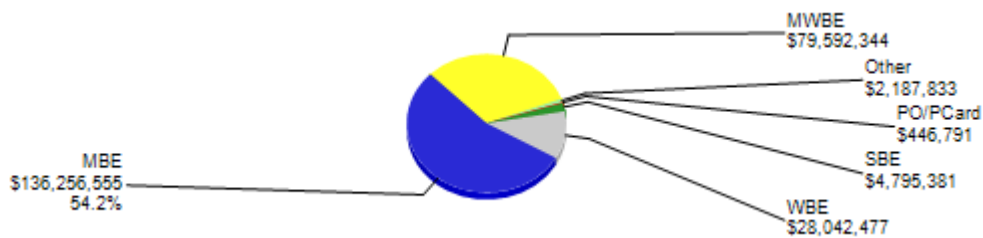
Contract Type1	A Non MWSBE Amount	B MWSBE Amount	C=A+B Total Amount Awarded	D=B/C MWSBE %
Construction	\$105,599,406	\$131,379,867	\$236,979,274	55.4%
Professional Services	\$160,830,421	\$88,042,636	\$248,873,057	35.4%
Goods & Services	\$241,855,237	\$31,898,878	\$273,754,115	11.7%
Total	\$508,285,065	\$251,321,380	\$759,606,445	33.1%
Exempt Contracts	\$24,156,616	\$2,779,800	\$26,936,416	10.3%
Waiver Contracts	\$123,026,862	\$15,968,234	\$138,995,096	11.5%
Non-Goal-Oriented	\$1,304,330	\$0	\$1,304,330	0.0%
Grand Total	\$656,772,873	\$270,069,414	\$926,842,287	29.1%

FY2025 MWSBE Awards by Vendor Type

Vendor Type	A Non MWSBE	B MWSBE	C=A/Grand Total Total Award	Percent (%)
Prime	\$505,124,472	\$122,306,518	\$627,430,989	16.1%
Prime Self Performing		\$12,327,742	\$12,327,742	1.6%
SubContractor	\$0	\$116,240,331	\$116,240,331	15.3%
PO/PCard	\$3,160,593	\$446,791	\$3,607,384	0.1%
Total Award	\$508,285,065	\$251,321,380	\$759,606,445	33.1%

* PO/PCards do not require the vendor type designated.

Awards by Certification Type



* PO/PCards do not require that certification type be designated at the time of purchase

FY2025 MWSBE Awards by Ethnicity

	Asian	Black	Caucasian Women	Hispanic	Native American	Non-minority Male	Other	Total
Count of Amount	165	123	95	159	6	13	13	574
Sum of Amount	\$62,532,657	\$39,819,907	\$54,644,166	\$87,837,050	\$3,199,106	\$802,226	\$2,486,270	\$251,321,381
Percentage	24.88%	15.84%	21.74%	34.95%	1.27%	0.32%	0.99%	100.00%

* The count in each chart represents the number of awards. The percentage represents the portion of dollars awarded to certified firms compared to the total dollar amount awarded to all certified firms.

Solid Waste Management Department

Details by Department

7/1/2024-3/31/2025

The Solid Waste Management Department (SWMD) provides solid waste services to Houstonians through the collection, disposal, and recycling of discarded material in an efficient and environmentally cost effective manner. The department is responsible for solid waste services to over 423,000 households (of which 376,820 homes are directly serviced by the department).

Year to date, SWD awarded \$131,370,676, of which \$19,939,445 was awarded to certified firms, accounting for 15.2% utilization over all awards. However, from this amount, \$13,169,000 was either exempt from MWBE goals, granted a waiver, or non goal-oriented. From the remaining \$118,201,677, the department registered 13.9% utilization by awarding a total of \$16,439,445 to certified firms.

FY2025 Dollars Awarded

	A	B	C=A+B	D=B/C
Contract Type1	Non MWSBE Amount	MWSBE Amount	Total Amount Awarded	MWSBE %
Construction	\$0	\$0	\$0	0.0%
Professional Services	\$0	\$0	\$0	0.0%
Goods & Services	\$101,762,231	\$16,439,445	\$118,201,677	13.9%
Total	\$101,762,231	\$16,439,445	\$118,201,677	13.9%
Exempt Contracts	\$0	\$3,500,000	\$3,500,000	100.0%
Waiver Contracts	\$9,669,000	\$0	\$9,669,000	0.0%
Non-Goal-Oriented	\$0	\$0	\$0	0.0%
Grand Total	\$111,431,232	\$19,939,445	\$131,370,676	15.2%

FY2025 MWSBE Awards by Vendor Type

	A	B	C=A/Grand Total	
Vendor Type	Non MWSBE	MWSBE	Total Award	Percent (%)
Prime	\$101,526,611		\$101,526,611	0.0%
SubContractor		\$16,433,685	\$16,433,685	13.9%
PO/PCard	\$235,621	\$5,760	\$241,381	0.0%
Total Award	\$101,762,231	\$16,439,445	\$118,201,677	13.9%

* PO/PCards do not require the vendor type designated.

Awards by Certification Type



* PO/PCards do not require that certification type be designated at the time of purchase

FY2025 MWSBE Awards by Ethnicity

	Asian	Black	Hispanic	Other	Total
Count of Amount	1	2	3	4	10
Sum of Amount	\$2,132,800	\$2,453,646	\$1,852,999	\$10,000,000	\$16,439,445
Percentage	13.0%	14.9%	11.3%	60.8%	100.0%

* The count in each chart represents the number of awards. The percentage represents the portion of dollars awarded to certified firms compared to the total dollar amount awarded to all certified firms.

Department of Neighborhoods

Details by Department

7/1/2024-3/31/2025

Established in 2011, the Department of Neighborhoods (DON) serves as a centralized source of services and resources for residents. Through its seven divisions, the department provides citizen assistance, gang prevention outreach, inspections and the reduction of blight and substandard residential property, signs code enforcement and programs focusing on education, the concerns of people with disabilities, international communities and volunteerism. The department works in collaboration with other City departments and community partners to improve neighborhoods and help make Houston a better place to live.

Year to date, DON awarded \$106,586, of which \$40,000 was awarded to certified firms, accounting for 37.5% utilization over all awards. However, from this amount, \$0 was either exempt from MWBE goals, granted a waiver, or non goal-oriented. From the remaining \$106,586, the department registered 37.5% utilization by awarding a total of \$40,000 to certified firms.

FY2025 Dollars Awarded

	A	B	C=A+B	D=B/C
Contract Type ¹	Non MWSBE Amount	MWSBE Amount	Total Amount Awarded	MWSBE %
Construction	\$0	\$0	\$0	0.0%
Professional Services	\$0	\$0	\$0	0.0%
Goods & Services	\$66,586	\$40,000	\$106,586	37.5%
Total	\$66,586	\$40,000	\$106,586	37.5%
Exempt Contracts	\$0	\$0	\$0	0.0%
Waiver Contracts	\$0	\$0	\$0	0.0%
Non-Goal-Oriented	\$0	\$0	\$0	0.0%
Grand Total	\$66,586	\$40,000	\$106,586	37.5%

FY2025 MWSBE Awards by Vendor Type

	A	B	C=A/Grand Total	
Vendor Type	Non MWSBE	MWSBE	Total Award	Percent (%)
PO/PCard	\$66,586	\$40,000	\$106,586	37.5%
Total Award	\$66,586	\$40,000	\$106,586	37.5%

* PO/PCards do not require the vendor type designated.

Awards by Certification Type



* PO/PCards do not require that certification type be designated at the time of purchase

FY2025 MWSBE Awards by Ethnicity

	Black	Total
Count of Amount	1	1
Sum of Amount	\$40,000	\$40,000
Percentage	100.0%	100.0%

* The count in each chart represents the number of awards. The percentage represents the portion of dollars awarded to certified firms compared to the total dollar amount awarded to all certified firms.

Housing and Community Development Department

Details by Department

7/1/2024-3/31/2025

The City of Houston's Housing and Community Development Department (HCDD) provides the leadership and financing to make affordable housing and neighborhood revitalization happen in Houston. Currently, the Department administers over \$100 million dollars annually in various federal, state and local programs. From investing in neighborhood parks, multifamily communities and economic development, to providing first-time homebuyer assistance and funds to serve the homeless, elderly and disabled — HCDD works to improve the quality of life for Houston's neighborhoods and families.

Year to date, HCD awarded \$33,287,074, of which \$6,473,921 was awarded to certified firms, accounting for 19.4% utilization over all awards. However, from this amount, \$24,447,727 was either exempt from MWBE goals, granted a waiver, or non goal-oriented. From the remaining \$8,839,347, the department registered 73.2% utilization by awarding a total of \$6,473,921 to certified firms.

FY2025 Dollars Awarded

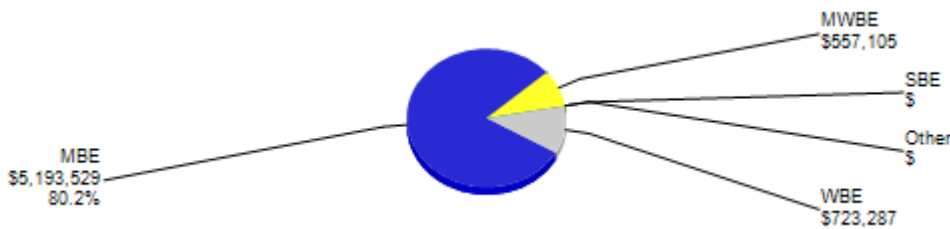
	A	B	C=A+B	D=B/C
Contract Type ¹	Non MWSBE Amount	MWSBE Amount	Total Amount Awarded	MWSBE %
Construction	\$1,079,198	\$5,874,816	\$6,954,014	84.5%
Professional Services	\$1,283,228	\$599,105	\$1,882,333	31.8%
Goods & Services	\$3,000	\$0	\$3,000	0.0%
Total	\$2,365,426	\$6,473,921	\$8,839,347	73.2%
Exempt Contracts	\$24,447,727	\$0	\$24,447,727	0.0%
Waiver Contracts	\$0	\$0	\$0	0.0%
Non-Goal-Oriented	\$0	\$0	\$0	0.0%
Grand Total	\$26,813,153	\$6,473,921	\$33,287,074	19.4%

FY2025 MWSBE Awards by Vendor Type

	A	B	C=A/Grand Total
Vendor Type	Non MWSBE	MWSBE	Total Award
Prime	\$2,230,254	\$747,061	\$2,977,314
SubContractor	\$132,172	\$5,726,860	\$5,859,033
PO/Pcard	\$3,000	\$0	\$3,000
Total Award	\$2,365,426	\$6,473,921	\$8,839,347

* PO/Pcards do not require the vendor type designated.

Awards by Certification Type



* PO/Pcards do not require that certification type be designated at the time of purchase

FY2025 MWSBE Awards by Ethnicity

	Asian	Black	Caucasian Women	Hispanic	Non-minority Male	Other	Total
Count of Amount	6	28	10	47	2	1	94
Sum of Amount	\$31,737	\$1,061,590	\$680,387	\$4,700,207	\$0	\$0	\$6,473,921
Percentage	0.5%	16.4%	10.5%	72.6%	0.0%	0.0%	100.0%

* The count in each chart represents the number of awards. The percentage represents the portion of dollars awarded to certified firms compared to the total dollar amount awarded to all certified firms.

Houston Health Department

Details by Department

7/1/2024-3/31/2025

The Houston Health Department (HHD) provides traditional public health services and seeks to use innovative methods to meet the community's present and future needs. The department conducts numerous projects, one of which is the AIM project, whereby HHD employees go door-to-door in selected neighborhoods performing assessments, linking residents to services and providing immediate follow-up. The department also partners with nonprofit health centers and hospital district primary care clinics to enhance access to services for residents and improve the City's health profile.

Year to date, HHD awarded \$25,431,503, of which \$2,584,012 was awarded to certified firms, accounting for 10.2% utilization over all awards. However, from this amount, \$21,968,103 was either exempt from MWBE goals, granted a waiver, or non goal-oriented. From the remaining \$3,463,400, the department registered 16.3% utilization by awarding a total of \$566,114 to certified firms.

FY2025 Dollars Awarded

	A	B	C=A+B	D=B/C
Contract Type ¹	Non MWSBE Amount	MWSBE Amount	Total Amount Awarded	MWSBE %
Construction	\$311,782	\$69,976	\$381,758	18.3%
Professional Services	\$1,640,000	\$360,000	\$2,000,000	18.0%
Goods & Services	\$945,504	\$136,138	\$1,081,642	12.6%
Total	\$2,897,286	\$566,114	\$3,463,400	16.3%
Exempt Contracts	\$221,596	\$0	\$221,596	0.0%
Waiver Contracts	\$19,569,730	\$2,017,898	\$21,587,628	9.3%
Non-Goal-Oriented	\$158,879	\$0	\$158,879	0.0%
Grand Total	\$22,847,490	\$2,584,012	\$25,431,503	10.2%

FY2025 MWSBE Awards by Vendor Type

	A	B	C=A/Grand Total	
Vendor Type	Non MWSBE	MWSBE	Total Award	Percent (%)
Prime	\$1,951,782		\$1,951,782	0.0%
SubContractor		\$429,976	\$429,976	12.4%
PO/PCard	\$945,504	\$136,138	\$1,081,642	3.9%
Total Award	\$2,897,286	\$566,114	\$3,463,400	16.3%

* PO/PCards do not require the vendor type designated.

Awards by Certification Type



* PO/PCards do not require that certification type be designated at the time of purchase

FY2025 MWSBE Awards by Ethnicity

	Asian	Black	Caucasian Women	Hispanic	Other	Total
Count of Amount	3	2	2	3	1	11
Sum of Amount	\$51,333	\$65,000	\$69,777	\$260,004	\$120,000	\$566,114
Percentage	9.1%	11.5%	12.3%	45.9%	21.2%	100.0%

* The count in each chart represents the number of awards. The percentage represents the portion of dollars awarded to certified firms compared to the total dollar amount awarded to all certified firms.

Houston Parks and Recreation Department

Details by Department

7/1/2024-3/31/2025

The Houston Parks and Recreation Department (HPARD) stewards & manages over 37,832 acres of parkland & greenspace for the City of Houston; develops & implements recreational programming for citizens of all abilities; maintains greenspace for the Houston Public Library and the Houston Health Department and manages all PRD facilities.

Year to date, PRD awarded \$3,900,120, of which \$630,022 was awarded to certified firms, accounting for 16.2% utilization over all awards. However, from this amount, \$1,953,760 was either exempt from MWBE goals, granted a waiver, or non goal-oriented. From the remaining \$1,946,359, the department registered 6.8% utilization by awarding a total of \$131,400 to certified firms.

FY2025 Dollars Awarded

	A	B	C=A+B	D=B/C
Contract Type1	Non MWSBE Amount	MWSBE Amount	Total Amount Awarded	MWSBE %
Construction	\$0	\$0	\$0	0.0%
Professional Services	\$0	\$0	\$0	0.0%
Goods & Services	\$1,814,959	\$131,400	\$1,946,359	6.8%
Total	\$1,814,959	\$131,400	\$1,946,359	6.8%
Exempt Contracts	\$56,000	\$0	\$56,000	0.0%
Waiver Contracts	\$1,144,496	\$0	\$1,144,496	0.0%
Non-Goal-Oriented	\$254,643	\$498,622	\$753,265	66.2%
Grand Total	\$3,270,098	\$630,022	\$3,900,120	16.2%

FY2025 MWSBE Awards by Vendor Type

	A	B	C=A/Grand Total	
Vendor Type	Non MWSBE	MWSBE	Total Award	Percent (%)
Prime	\$963,600		\$963,600	0.0%
SubContractor		\$131,400	\$131,400	6.8%
PO/PCard	\$851,359		\$851,359	0.0%
Total Award	\$1,814,959	\$131,400	\$1,946,359	6.8%

* PO/PCards do not require the vendor type designated.

Awards by Certification Type



* PO/PCards do not require that certification type be designated at the time of purchase

FY2025 MWSBE Awards by Ethnicity

	Hispanic	Total
Count of Amount	1	1
Sum of Amount	\$131,400	\$131,400
Percentage	100.0%	100.0%

* The count in each chart represents the number of awards. The percentage represents the portion of dollars awarded to certified firms compared to the total dollar amount awarded to all certified firms.

Houston Public Library

Details by Department

7/1/2024-3/31/2025

The Houston Public Library (HPL) serves a population of 2.1 million over 634 square miles. HPL includes the Central Library, 3 Special Collection Libraries including the Houston Metropolitan Research Center, the Clayton Center for Genealogical Research, and the African-American Library at the Gregory School, 4 Regional Libraries, 31 Neighborhood Libraries, 4 Express Libraries, 1 Mobile express Library, and 1 Satellite Library.

Year to date, HPL awarded \$4,619,196, of which \$43,718 was awarded to certified firms, accounting for 0.9% utilization over all awards. However, from this amount, \$3,559,224 was either exempt from MWBE goals, granted a waiver, or non goal-oriented. From the remaining \$1,059,972, the department registered 4.1% utilization by awarding a total of \$43,718 to certified firms.

FY2025 Dollars Awarded

	A	B	C=A+B	D=B/C
Contract Type1	Non MWSBE Amount	MWSBE Amount	Total Amount Awarded	MWSBE %
Construction	\$0	\$0	\$0	0.0%
Professional Services	\$0	\$0	\$0	0.0%
Goods & Services	\$1,016,254	\$43,718	\$1,059,972	4.1%
Total	\$1,016,254	\$43,718	\$1,059,972	4.1%
Exempt Contracts	\$0	\$0	\$0	0.0%
Waiver Contracts	\$3,559,224	\$0	\$3,559,224	0.0%
Non-Goal-Oriented	\$0	\$0	\$0	0.0%
Grand Total	\$4,575,478	\$43,718	\$4,619,196	0.9%

FY2025 MWSBE Awards by Vendor Type

	A	B	C=A/Grand Total	
Vendor Type	Non MWSBE	MWSBE	Total Award	Percent (%)
PO/PCard	\$1,016,254	\$43,718	\$1,059,972	4.1%
Total Award	\$1,016,254	\$43,718	\$1,059,972	4.1%

* PO/PCards do not require the vendor type designated.

Awards by Certification Type



* PO/PCards do not require that certification type be designated at the time of purchase

FY2025 MWSBE Awards by Ethnicity

	Asian	Black	Caucasian Women	Hispanic	Native American	Total
Count of Amount	1	5	2	3	1	12
Sum of Amount	\$750	\$11,263	\$2,199	\$11,876	\$17,630	\$43,718
Percentage	1.7%	25.8%	5.0%	27.2%	40.3%	100.0%

* The count in each chart represents the number of awards. The percentage represents the portion of dollars awarded to certified firms compared to the total dollar amount awarded to all certified firms.

Houston Fire Department

Details by Department

7/1/2024-3/31/2025

The Houston Fire Department (HFD) is the third largest fire department in the United States and is responsible for preserving life and property to a population of more than 2 million in an area totaling 654 square miles. While the department provides crucial services such as prevention and enforcement, public education, pre-hospital emergency care and transportation, and fire control, their responsibilities are constantly evolving; hazardous materials removal, technical rescue, tactical medicine, swift water rescue, and social service calls are also services the department undertakes.

Year to date, HFD awarded \$16,009,655, of which \$53,525 was awarded to certified firms, accounting for 0.3% utilization over all awards. However, from this amount, \$15,652,470 was either exempt from MWBE goals, granted a waiver, or non goal-oriented. From the remaining \$357,185, the department registered 15.0% utilization by awarding a total of \$53,525 to certified firms.

FY2025 Dollars Awarded

	A	B	C=A+B	D=B/C
Contract Type1	Non MWSBE Amount	MWSBE Amount	Total Amount Awarded	MWSBE %
Construction	\$0	\$0	\$0	0.0%
Professional Services	\$0	\$0	\$0	0.0%
Goods & Services	\$303,660	\$53,525	\$357,185	15.0%
Total	\$303,660	\$53,525	\$357,185	15.0%
Exempt Contracts	\$45,000	\$0	\$45,000	0.0%
Waiver Contracts	\$15,399,370	\$0	\$15,399,370	0.0%
Non-Goal-Oriented	\$208,100	\$0	\$208,100	0.0%
Grand Total	\$15,956,130	\$53,525	\$16,009,655	0.3%

FY2025 MWSBE Awards by Vendor Type

	A	B	C=A/Grand Total
Vendor Type	Non MWSBE	MWSBE	Total Award Percent (%)
PO/PCard	\$303,660	\$53,525	\$357,185 15.0%
Total Award	\$303,660	\$53,525	\$357,185 15.0%

* PO/Pcards do not require the vendor type designated.

Awards by Certification Type



* PO/Pcards do not require that certification type be designated at the time of purchase

FY2025 MWSBE Awards by Ethnicity

	Asian	Caucasian Women	Hispanic	Total
Count of Amount	1	2	2	5
Sum of Amount	\$43,960	\$4,575	\$4,990	\$53,525
Percentage	82.1%	8.5%	9.3%	100.0%

* The count in each chart represents the number of awards. The percentage represents the portion of dollars awarded to certified firms compared to the total dollar amount awarded to all certified firms.

Houston Police Department

Details by Department

7/1/2024-3/31/2025

Staffed with 5,248 sworn police officers and more than 1,287 civilian employees, the Houston Police Department (HPD) is the fifth largest police agency in the United States. The department's divisions include: Auto Theft, Robbery, Special Operations, and Vice.

Year to date, HPD awarded \$28,888,898, of which \$349,064 was awarded to certified firms, accounting for 1.2% utilization over all awards. However, from this amount, \$27,262,045 was either exempt from MWBE goals, granted a waiver, or non goal-oriented. From the remaining \$1,626,853, the department registered 16.8% utilization by awarding a total of \$273,464 to certified firms.

FY2025 Dollars Awarded

Contract Type1	A	B	C=A+B	D=B/C
	Non MWSBE Amount	MWSBE Amount	Total Amount Awarded	MWSBE %
Construction	\$0	\$0	\$0	0.0%
Professional Services	\$0	\$0	\$0	0.0%
Goods & Services	\$1,353,389	\$273,464	\$1,626,853	16.8%
Total	\$1,353,389	\$273,464	\$1,626,853	16.8%
Exempt Contracts	\$2,436,039	\$0	\$2,436,039	0.0%
Waiver Contracts	\$24,621,622	\$0	\$24,621,622	0.0%
Non-Goal-Oriented	\$128,785	\$75,600	\$204,385	37.0%
Grand Total	\$28,539,834	\$349,064	\$28,888,898	1.2%

FY2025 MWSBE Awards by Vendor Type

Vendor Type	A	B	C=A/Grand Total	
	Non MWSBE	MWSBE	Total Award	Percent (%)
PO/Pcard	\$1,353,389	\$273,464	\$1,626,853	16.8%
Total Award	\$1,353,389	\$273,464	\$1,626,853	16.8%

* PO/Pcards do not require the vendor type designated.

Awards by Certification Type



* PO/Pcards do not require that certification type be designated at the time of purchase

FY2025 MWSBE Awards by Ethnicity

	Asian	Caucasian Women	Hispanic	Total
Count of Amount	17	5	1	23
Sum of Amount	\$133,972	\$103,753	\$35,740	\$273,464
Percentage	49.0%	37.9%	13.1%	100.0%

* The count in each chart represents the number of awards. The percentage represents the portion of dollars awarded to certified firms compared to the total dollar amount awarded to all certified firms.

Municipal Courts Department

Details by Department

7/1/2024-3/31/2025

The mission of the Municipal Courts Department (MCD) is to provide an accessible legal forum for individuals to have their court matters heard in a fair and efficient manner, while providing a high level of integrity, professionalism and customer service.

Year to date, MCD awarded \$769,758, of which \$184,420 was awarded to certified firms, accounting for 24.0% utilization over all awards. However, from this amount, \$400,000 was either exempt from MWBE goals, granted a waiver, or non goal-oriented. From the remaining \$369,758, the department registered 49.9% utilization by awarding a total of \$184,420 to certified firms.

FY2025 Dollars Awarded

Contract Type1	A	B	C=A+B	D=B/C
	Non MWSBE Amount	MWSBE Amount	Total Amount Awarded	MWSBE %
Construction	\$0	\$0	\$0	0.0%
Professional Services	\$0	\$0	\$0	0.0%
Goods & Services	\$185,338	\$184,420	\$369,758	49.9%
Total	\$185,338	\$184,420	\$369,758	49.9%
Exempt Contracts	\$0	\$0	\$0	0.0%
Waiver Contracts	\$400,000	\$0	\$400,000	0.0%
Non-Goal-Oriented	\$0	\$0	\$0	0.0%
Grand Total	\$585,338	\$184,420	\$769,758	24.0%

FY2025 MWSBE Awards by Vendor Type

Vendor Type	A		B	C=A/Grand Total
	Non MWSBE	MWSBE	Total Award	Percent (%)
Prime		\$164,134	\$164,134	44.4%
SubContractor		\$20,286	\$20,286	5.5%
PO/Pcard	\$185,338		\$185,338	0.0%
Total Award	\$185,338	\$184,420	\$369,758	49.9%

* PO/Pcards do not require the vendor type designated.

Awards by Certification Type



* PO/Pcards do not require that certification type be designated at the time of purchase

FY2025 MWSBE Awards by Ethnicity

	Caucasian Women	Total
Count of Amount	4	4
Sum of Amount	\$184,420	\$184,420
Percentage	100.0%	100.0%

* The count in each chart represents the number of awards. The percentage represents the portion of dollars awarded to certified firms compared to the total dollar amount awarded to all certified firms.

FY2025 YTD Contracts Determined Exempt by Departments with Council Approval*

Dept	Justification	Contract Title	Amount
ARA	Federal / State Funds	Purchase of Boiler and Machinery Insurance Policy	\$363,414
FIN	Emergency	Final payment for Emergency Catering Services - WS1185431942	\$65,952
FMD	Emergency	Fuel - P40-WS1198146873	\$100,000
FMD	Emergency	Fuel Delivery Services - P33-WS1225288472	\$100,000
GSD	Emergency	Emergency repair and Construction Services at the Houston Fire Department Val Jahnke Training Facility- 25CONS553-WBS No: C-000236	\$677,000
HAS	Emergency	Emergency Purchase of Water Damage Mitigation and Removal and Disposal of Water-damaged Building Materials at George Bush Intercontinental Airport and Hobby Airport for the Houston Airport System - P33- WS1407667792	\$209,495
HAS	Emergency	Rubber Removal Services - P33- WS1228927598	\$426,260
HAS	Federal / State Funds	Purchase of Technology Related Products and Services - SR1438313467	\$1,625,370
HAS	Unspecified	Linelazers and Linedrivers (TranTrex Transportation Products of Texas, Inc.- WS1381630675	\$127,917
HCD	Emergency	Property Security Measures - P33-WS1207998465	\$113,325
HCD	Federal / State Funds	Administration and operation of Childcare Services Program for Early Childhood Development Program with Supportive Services for low-to moderate income families SEARCH's Foshee Family House of Tiny Treasures	\$100,000
HCD	Federal / State Funds	Early Childhood Education and Out of School Time Program for low-to-moderate income families through Wesley Day School and Kurtz Education/Recreation Center	\$125,000
HCD	Federal / State Funds	Housing Navigation Center Operations	\$580,791
HCD	Federal / State Funds	Subrecipient Agreement for continuation of services provided by Harris County Housing and Community Development previously funded through the City's Homeless Services Program - \$143,750.00 - Grant Fund	\$143,750
HCD	Federal / State Funds	Subrecipient Agreement for Rapid Rehousing Case Management and Navigation Services to households at risk or experiencing homelessness.	\$264,705
HCD	Federal / State Funds	Subrecipient Agreement for the administration and operation of Project Access, a Homeless Transportation Program to provide homeless persons with access to essential health and social resources	\$250,000
HCD	Federal / State Funds	Subrecipient Agreement for the Early Childhood Development and Out-of-School Time youth enrichment programs for low-to moderate-income families.	\$140,000
HCD	Federal / State Funds	Subrecipient agreement providing Administrative Services to Providers that will serve a minimum of 250 households who are homeless or at risk of homelessness and may be survivors of domestic violence, sexual assault and/or human trafficking	\$944,657
HCD	Federal / State Funds	Subrecipient Agreement providing CDBG Funds to support an Out of School Time Program for low-to-moderate income	\$100,000

		families living in Alief Independent School District and within the City	
HCD	Federal / State Funds	Subrecipient Agreement providing Emergency Solutions Grants Funds for Rapid Rehousing Case Management and Navigation Services to homeless households	\$376,669
HCD	Federal / State Funds	Subrecipient Agreement providing up to \$200,000.00 in HOPWA funds to support the continued operation of a job services program with supportive services for a minimum of 150 low-to-moderate households affected by HIV/AIDS.	\$175,000
HCD	Federal / State Funds	Subrecipient Agreement providing up to \$250,000.00 in CDBG funds to provide case management and employment services to approximately 250 unduplicated low-to-moderate income individuals living in Houston.	\$250,000
HCD	Federal / State Funds	Subrecipient Agreement providing up to \$250,000.00 in Community Development Block Grant (CDBG) funds to provide supportive services to 500 unduplicated homeless and low-to-moderate income individuals living in Houston	\$170,000
HCD	Federal / State Funds	Subrecipient Agreement to administer a program that will serve a total of 140 eligible households affected with HIV/AIDS consisting of 28 households receiving tenant based rental assistance and 140 households provided with supportive services	\$750,000
HCD	Federal / State Funds	Subrecipient Agreement to provide City of Houston General Funding for continued administration and operation of Housing Navigation Center.	\$3,500,000
HCD	Federal / State Funds	Subrecipient Agreement to provide Community Development Block Grant – Cares Act Funds to provide Diversion Service at least 350 households who are at risk for immediate homelessness	\$334,690
HCD	Federal / State Funds	Subrecipient Agreement to provide Department of Labor – Community Project Funding Funds for Home Recovery and Construction Industry Job Training Program	\$4,675,000
HCD	Federal / State Funds	Subrecipient Agreement to provide for Administration and Operation of an Emergency Shelter for individual youth experiencing homelessness	\$341,541
HCD	Federal / State Funds	Subrecipient Agreement to provide HOPWA Funds for administration and operation of a permanent Supportive Housing Community Residence and a Transitional Housing Community Residence along with Supportive Services - \$1,049,048.20	\$941,052
HCD	Federal / State Funds	Subrecipient Agreement to provide HOPWA Funds to administer the Wholelife Collaborative Program to provide Supportive Services and Case Management to low-income persons living with HIV/AIDS.	\$90,000
HCD	Federal / State Funds	Subrecipient Agreement to provide HOPWA Funds to provide Housing and Supportive Services for 265 HOPWA eligible households affected by HIV/AIDS	\$2,153,928
HCD	Federal / State Funds	Subrecipient Agreement to provide HOPWA Funds to provide Short-Term Rent, Mortgage, and Utility Assistance, Supportive Services, and Transitional Housing to low-income households living with HIV/AIDS - \$886,636.00	\$892,000
HCD	Federal / State Funds	Subrecipient Agreement to provide HOPWA Funds to provide Tenant-Based Rental Assistance, Short-Term Rent, Mortgage, and Utility Assistance, Permanent Housing Placement Services, and Supportive Services to low-income households living with HIV/AIDS	\$1,754,024

HCD	Federal / State Funds	Subrecipient Agreement to provide Housing Opportunities for Persons With AIDS Funds and Emergency Solutions Grant Funds for operation and maintenance of a Homeless Management Information System	\$153,335
HCD	Federal / State Funds	Subrecipient Agreement to provide Infant and Early Childhood Development Enrichment Program Services to low- to moderate-income families \$100,000.00	\$100,000
HCD	Federal / State Funds	Subrecipient Agreement to provide short-term rent, mortgage, and utility assistance and tenant-based rental assistance to low-income persons and families affected by or living with HIV/AIDS	\$2,385,900
HCD	Federal / State Funds	Subrecipient Agreement to provide Tenant-Based Rental Assistance, Short-Term Rent, Mortgage, and Utility Assistance, Permanent Housing Placement Services; and Supportive Services to low-income households living with HIV/AIDS	\$1,989,343
HCD	Federal / State Funds	Subrecipient Agreement to provide the administration and operation of the Housing Entrepreneurial and Readiness Training (H.E.A.R.T.) Program, a Job Training Program for developmentally disabled low- and moderate-income adults	\$250,000
HCD	Federal / State Funds	Subrecipient Agreement with Child Care Council of Greater Houston Child Care Program	\$82,000
HCD	Federal / State Funds	Subrecipient Agreement with Child Care Council of Greater Houston Juvenile Delinquency Prevention	\$82,000
HCD	Federal / State Funds	Subrecipient Agreement with SEARCH HOMELESS SERVICES to provide HOPWA Funds for the administration and operation of a Childcare Services Program with Supportive Services for families living with AIDS/HIV	\$140,273
HCD	Federal / State Funds	Zuri Gardens	\$98,744
HEC	Emergency	Emergency Purchase of Ice used in the emergency response to Hurricane Beryl - WS1410042916	\$178,500
HEC	Federal / State Funds	Disaster Clean-up and Recovery	\$465,000
HFD	Pre-Award GFE	Emergency Medical Tracking System for the Houston Fire Department.	\$45,000
HHD	Emergency	Bio-Rad Wastewater Surveillance System and Various Components, Assays, and Services - P33-WS1242864019	\$162,026
HHD	Federal / State Funds	Behavioral Surveillance Services	\$59,570
HITS	Federal / State Funds	Wireless Telecommunications Devices and Service - Doc985031860	\$61,100,115
HPD	Drop Shipment	Rolls-Royce Turbine Engine Replacement Parts, Overhaul or Exchange and Repair Services for the Houston Police Department	\$467,568
HPD	Emergency	Emergency Repairs of the Underground Plumbing Systems at Val Jahnke Training Facility - WS1272407214	\$148,471
HPD	Federal / State Funds	Intergovernmental Agreement between HOUSTON-GALVESTON AREA COUNCIL and City of Houston to fund the Tow and Go Program	\$1,820,000
HPW	Other	Relocation and Adjustment of existing Sanitary Sewer Lines along Campbell Road at Harris County Flood Control District Ditch - WBS No(s): N-TX0290-0007-7; R- 000521-0231-7	\$68,101
HPW	Other	Relocation and Adjustment of existing Water Line along South Braeswood Boulevard at Harris County Flood Control District Ditch - WBS: N-140011-0001-7 S-000521-0232-7	\$246,304
HPW	Emergency	Emergency Purchase of Liquid Polymer - P23-WS1125544889	\$3,000,000

HPW	Emergency	Emergency Purchase of Traffic Signal Equipment - P23-WS1138755483	\$279,800
HPW	Emergency	Emergency Repair of a Collapsed Pipe - P23-WS1149528779	\$1,600,000
HPW	Emergency	Emergency Repairs to a Sanitary Sewer Line - WBS No. R-000019-0101-4	\$2,900,000
HPW	Emergency	Emergency Repairs to Stormwater Outfall - P23-WS1198614564	\$86,257
HPW	Emergency	Emergency Traffic Signal Repairs - P23-WS1185300370	\$1,500,000
HPW	Emergency	Groundwater Well Motor Repair Services - P23-WS1149528715	\$750,000
HPW	Emergency	Inorganic Metal Salt Coagulants (Aluminum Chlorohydrate (ACH) - P23-WS1198154231	\$2,594,635
HPW	Emergency	Repair and Replace Traffic Signal Equipment - P23-WS1311548374	\$191,944
HPW	Emergency	Traffic Signal Equipment and Repairs - P23-WS1283422286	\$500,000
HPW	Emergency	Traffic Signal Equipment Repairs - P23-WS1311540838	\$500,000
HPW	Emergency	Trailer Mounted Generators - P23-WS1269519173	\$407,000
HPW	Federal / State Funds	Advance Funding Agreement or Highway Safety Improvement Project (HSIP) Off-System for Waugh Dr. and Heights Blvd at Feagan St, Eldridge Pkwy at Dairy Ashford Rd, and N. MacGregor Way and S. MacGregor Way E. of SH 288 Locations	\$200,600
HPW	Federal / State Funds	Multi-Street Mobility and Safety Improvements - WBS No. N-T22000-0001-7	\$149,191
HPW	Federal / State Funds	Reconstruction of SL 494 from Montgomery County Line to north of Sorters-McClellan Road Project - WBS No(s): N-TX0494-0001-7; S-000521-0231-7	\$401,993
HPW	Interlocal Agreement	Interlocal Agreement for the design and permitting of the Phase 1 Lake Houston Dam Spillway Improvement Project. S-000890-0003-3, M-450500-0300-7	\$11,560,591
PRD	Emergency	Golf Course Netting - P33-WS1208406947	\$56,000
SWD	Emergency	Emergency Purchase of Heavy Trash Pickup - WS1439658976	\$3,500,000
Total			\$123,081,800

*These contracts were not reviewed or approved by OBO

FY2025 Citywide Contracts with Waivers

Dept	Justification	Contract Title	Amount
ARA	Drop Shipment	BARC Animal Enforcement Officer Trucks - P46-WS1278414587	\$297,013
ARA	Interlocal Agreement	Adoption trailer for BARC - P46-WS1198448715	\$106,905
ARA	Other	Spay and Neuter Services - WS1047921019	\$1,746,000
ARA	Sole Source	Purchase Order Addendum for Electric, Eco-Friendly and On-Demand Shared Ride Services within multiple Houston Complete Communities	\$1,050,000
CTR	Non-Divisible	Depository Banking Services and Securities Safekeeping and Custody Services-Doc1031637550	\$1,560,500
FIN	Drop Shipment	Chrysler/Dodge OEM Replacement Parts and Repair Services for Fleet Management Department	\$448,412
FIN	Non-Divisible	Purchase of a Software Subscription, Customization, and Maintenance - WS1382101320	\$361,410
FMD	Drop Shipment	Aviation Gasoline and Turbine Fuel-P21-Doc1338167659	\$1,774,349
FMD	Drop Shipment	Chrysler/Dodge OEM Replacement Parts and Repair Services - S35-DOC1198608785	\$4,676,467
FMD	Drop Shipment	Electric and Hybrid Vehicles - WS1326274208	\$355,263
FMD	Drop Shipment	Electric and Hybrid Vehicles - WS1326274208 /1	\$525,606
FMD	Drop Shipment	Electric and Hybrid Vehicles - WS1326274208 /2	\$1,455,608
FMD	Drop Shipment	Ford F-250 and Ford F-350 Trucks - WS1264775005	\$1,638,985
FMD	Drop Shipment	Front and Rear End Medium and Heavy-Duty Vehicle Repair Services	\$236,327
FMD	Drop Shipment	GPS Devices and Monitoring and Tracking Services - S05 – WS1152732793	\$5,799,291
FMD	Drop Shipment	John Deere Agricultural Mowers and Agricultural Equipment, OEM Replacement Parts and Repair Services - S91-S32614	\$1,966,837
FMD	Drop Shipment	John Deere Mowers and Ground Maintenance Equipment - WS1328825300	\$1,662,217
FMD	Drop Shipment	Machinery Replacement Parts and Repair Services - P26-Doc1065912351	\$1,716,210
FMD	Drop Shipment	OEM Automotive Parts, Supplies, and Repair Services - WS1264775068	\$8,216,000
FMD	Drop Shipment	Purchase of a Closed-Circuit Television Van -	\$337,747
FMD	Drop Shipment	Purchase of Aftermarket Vehicle Parts and Supplies	\$439,985
FMD	Drop Shipment	Purchase of Ford Explorer Police Pursuit Vehicles - WS1281711743	\$1,580,240
FMD	Drop Shipment	Purchase of General Hardware Tools - WS1309670765	\$410,820
FMD	Drop Shipment	Purchase of OEM Parts and Services - SR1455303775	\$3,249,900
FMD	Drop Shipment	ShopKey Software License Renewal - WS1180997929	\$692,094
FMD	Non-Divisible	Ambulance Module Refurbishing and Remounting Services - P26-L33090	\$4,629,139
FMD	Non-Divisible	Fuel cards and related services through Texas State Council on Competitive Government contract through the State of Texas Cooperative Purchasing Program S-17-E32782	\$4,886,878
FMD	Non-Divisible	Fuel System Tank Testing - S87-Doc127212242	\$3,576,111
FMD	Non-Divisible	Peterbilt Truck Replacement Parts and Repair Services - P26-Doc1271077551	\$3,061,561

FMD	Non-Divisible	Purchase of Mower and Ground Maintenance Equipment Repair Services - SR1478645303	\$769,910
FMD	Pre-Award GFE	McNeilus Refuse Body Replacement Parts and Repair Services - P26-Doc1144344098	\$8,332,633
FMD	Pre-Award GFE	Toyota OEM Replacement Parts and Repair Services - P26-Doc1165000479	\$1,697,968
FMD	Sole Source	Boat Maintenance and Repair Services - S87-WS1189650861	\$1,340,323
FMD	Sole Source	Petersen and New Way Replacement Parts and Repair Services - S91-WS1098160340	\$6,089,839
GSD	Drop Shipment	Ford F-150 Hybrid and Ford Maverick Hybrid Trucks - S80-WS1163775889	\$943,988
GSD	Drop Shipment	Purchase of X-Ray Machines, Metal Detectors - WS1359996661	\$182,379
GSD	Drop Shipment	Rental and Leasing of Heating, Ventilation, and Air Conditioning Systems - S19-WS1350899183	\$1,500,000
GSD	Non-Divisible	HVAC Equipment Maintenance - WS1351172309	\$350,000
GSD	Pre-Award GFE	Overhead and Automatic Door Repairs and Replacement Services - P44-WS1287898178	\$9,079,465
HAS	Drop Shipment	ARFF Emergency Response Vehicles - WS1343800255	\$2,871,469
HAS	Drop Shipment	Purchase of Airport Terminal Furniture - SR1472784138	\$4,750,000
HAS	Drop Shipment	Purchase of Carpets, Adhesives and Related Materials - P40-WS138744582	\$720,000
HAS	Drop Shipment	Purchase of Multiple Pieces of Custodial Floor Cleaning Equipment - WS1425605003	\$265,046
HAS	Drop Shipment	Purchase Runway Friction Meters with Accompanying Equipment Accessories - SR1494372741	\$238,880
HAS	Drop Shipment	Stripe Hog Parts and Repair Services - WS1262242357	\$5,044,878
HAS	Interlocal Agreement	Lease of a Modular Building through The Interlocal Purchasing System (TIPS) - S97-WS1138412939	\$92,589
HAS	Sole Source Federal / State Funds	WS1155561008 - ACI Training and Workforce Capabilities Management Tool (Ceventas Pty, Ltd.) - ORDINANCE	\$433,099
HFD	Drop Shipment	Fire Apparatus Equipment, Parts, and Supplies - WS1264832443	\$6,478,280
HFD	Drop Shipment	Purchase of Haix Fire Eagle Air Boots - WS1138732303	\$111,360
HFD	Drop Shipment	Purchase of various Rescue and Extrication Tools - WS1376778323	\$353,350
HFD	Interlocal Agreement	Emergency Medical Services Educational Training - S38-WS1216866794	\$4,855,500
HFD	Non-Divisible	Stretcher Maintenance and Repairs - S17-WS1033734567	\$2,346,327
HFD	Sole Source	E-fibrillator Maintenance Services	\$889,237
HFD	Sole Source	Purchase of Power-PRO XT Ambulance Cots - WS1403950962	\$238,266
HFD	Specialized / Technical	Professional Grant Consulting Services - WS1425653907	\$127,050
HHD	Drop Shipment	Dental Supplies and Equipment - P43-WS1084336346/1	\$500,000
HHD	Drop Shipment	Dental Supplies and Equipment -P43-WS1084336346	\$1,595,000
HHD	Drop Shipment	HIV Rapid Test Kits - WS1445193402	\$2,851,346
HHD	Drop Shipment	Purchase of Polymerase Chain Reaction (PCR) Systems - SR1465594994	\$706,076
HHD	Drop Shipment	T700U Dynamic Dilutions Calibrators - P19-WS1084336346	\$100,944
HHD	Interlocal Agreement	Optometry and Vision Services - P33-WS1285008716	\$525,000

HHD	Non Available SMWDBEs	Maintenance and Technical Support of the Clinical Management Information System for the Houston Health Department. S69-E28920	\$400,000
HHD	Non-Divisible	Community-Based HIV/STD Counseling, Testing Referral, and Linkage Services and HIV Health Education and Risk Reduction Services for the Houston Health Department. S69-T29052	\$1,900,000
HHD	Non-Divisible	Community-Based HIV/STD Counseling, Testing Referral, and Linkage Services for the Houston Health Department. S69-T29052	\$3,825,000
HHD	Non-Divisible	HIV Health Education and Risk Reduction Services for the Houston Health Department. S69-T29052	\$150,000
HHD	Non-Divisible	Routine/Opt-Out HIV Testing in Healthcare Settings for the Houston Health Department. S69-T29052	\$1,300,000
HHD	Sole Source	Cyberlab Laboratory Information System Service - P35-WS983346726	\$504,469
HHD	Sole Source	Emergency Purchase of E-Plex 6-Bay Tower Kits, Maintenance, Repair, Equipment, and other related services - P20-WS1059656257	\$191,600
HHD	Sole Source	Maintenance, Development, and Support Services for Electronic Client-Level Integrated Prevention System -P35-WS1216002940	\$1,000,000
HHD	Specialized / Technical	Administration and Management of the Nurse-Family Partnership Program - P43 – WS1236492287	\$425,000
HHD	Specialized / Technical	Lead Hazard Management - WS1187485461	\$3,363,163
HHD	Specialized / Technical	Provide Credible Messenger Services - P22-T32754	\$2,000,000
HHD	Specialized / Technical	Substance Use Disorder Treatment and Peer Support Services - P35-WS1149821412	\$250,030
HITS	Non-Divisible	GovQA Software Renewal and Maintenance - WS1194859967	\$381,789
HITS	Non-Divisible	Purchase of a Threat Intelligence Platform Solution - SR1466769586	\$990,192
HITS	Non-Divisible	Virtualization Product Licenses and Support - WS1297275484	\$1,299,659
HITS	Non-Divisible	ZClient Software Maintenance - WS1332846772	\$185,780
HITS	Sole Source	Automated Time and Attendance System Software and Equipment Support Services for Houston Information Technology Services	\$5,959,933
HITS	Sole Source	Replacement of Mobile (In-Car) Radios and Antennas - WS1185213035	\$496,514
HPD	Drop Shipment	Ford Explorer SUV's - P21-WS1196597295	\$842,310
HPD	Drop Shipment	Ford Maverick Hybrid Trucks - S80-WS1186331660	\$90,857
HPD	Drop Shipment	HPD Interceptor and Investigative Vehicles - WS1326737094	\$5,409,100
HPD	Drop Shipment	HPD Interceptor and Investigative Vehicles - WS1326737094 /1	\$519,578
HPD	Drop Shipment	HPD Interceptor and Investigative Vehicles - WS1326737094 /2	\$1,217,147
HPD	Drop Shipment	Mobile Storefront RV Unit - WS1376797852	\$891,526
HPD	Non Available SMWDBEs	Aviation Radio Systems, Avionics Repairs, Labor Work and Services - P42-DOC1227649505	\$487,780
HPD	Non Available SMWDBEs	Helicopter Replacement Parts, Overhauls/Exchanges, and Repair Services - P12-L33016	\$1,427,724
HPD	Non-Divisible	Microsoft Unified Support Services - WS1340977626	\$501,393
HPD	Non-Divisible	Record Storage and Retrieval Services for Various Departments - WS1264742956	\$9,024,435

HPD	Non-Divisible	Subscription Renewal of Video Manager EL Cloud Storage Solution - WS1220464627	\$1,716,000
HPD	Sole Source	Professional Helicopter Pilot and Maintenance Training Services - P33-WS1240118585	\$132,336
HPD	Sole Source	Purchase of Helicopter Inspection, Service Maintenance Repairs and Parts - WS1463512259	\$1,543,708
HPD	Sole Source	Purchase of Repair Services for a FLIR Dual Sensor Thermal Imaging System - WS1397394869	\$107,568
HPD	Sole Source	Repair Services for a FLIR Dual Sensor Thermal Imaging System - P46-WS1155810215	\$88,410
HPD	Specialized / Technical	Interpreting and Caption Services - P27-DOC1155667417	\$621,750
HPL	Drop Shipment	Mobile Classroom Units - WS1344004748	\$500,670
HPL	Drop Shipment	Purchase of Audio and Video Equipment - SR1464018882	\$174,034
HPL	Non-Divisible	Video Streaming Services - P12-WS1090381339	\$1,384,520
HPL	Sole Source	Purchase Publications, Audiovisual Materials, Books, Textbooks, and Ancillary Services - S05-WS1352703477	\$1,500,000
HPW	Drop Shipment	Aluminum Traffic Sign Blanks for Various Departments	\$300,000
HPW	Drop Shipment	Autonomous Pipe Inspection Units - B23-Doc11595533298	\$174,925
HPW	Drop Shipment	Bucket Trucks - P23-WS1185269674	\$3,189,000
HPW	Drop Shipment	Chevy Tahoes - P05-DOC1324708391	\$177,000
HPW	Drop Shipment	Dionex Ion Chromatography System - P23-WS1445765006	\$134,545
HPW	Drop Shipment	Earthmoving Equipment - P23-WS1280088084	\$141,500
HPW	Drop Shipment	Earthmoving Equipment - P23-WS1280088084/1	\$1,014,343
HPW	Drop Shipment	Earthmoving Equipment - P23-WS1280088084/2	\$50,154
HPW	Drop Shipment	Furnish a Mobile Hydraulic Hammer - P34-Doc1381739488	\$253,429
HPW	Drop Shipment	Furnish and Deliver Galvanized Bauer Pipes and Fittings - Doc1208861223	\$178,885
HPW	Drop Shipment	Furnish Fire Hydrant Parts & Tools - P39Doc1316845135	\$310,366
HPW	Drop Shipment	Furnish Fire Hydrant Parts & Tools -P39-Doc1316845135	\$768,429
HPW	Drop Shipment	Furnish Fire Hydrants - B23 – DOC1294254696	\$7,855,825
HPW	Drop Shipment	Furnish Fire Hydrants -B23 – DOC1294254696	\$1,901,820
HPW	Drop Shipment	Furnish Guardrails and Bridge Maintenance Materials - B23 – Doc1159440034	\$14,866,360
HPW	Drop Shipment	Furnish various types of Fans and Motors Assemblies - B23-Doc1206745208	\$425,179
HPW	Drop Shipment	Groundskeeping and Restoration Equipment - P23-WS1342936426	\$716,816
HPW	Drop Shipment	Groundskeeping and Restoration Equipment - P23-WS1342936426 /1	\$209,780
HPW	Drop Shipment	Groundskeeping and Restoration Equipment - P23-WS1342936426/2	\$65,448
HPW	Drop Shipment	Hand Tools and Small Repair Equipment for Houston Public Works	\$175,125
HPW	Drop Shipment	Heavy-Duty Trucks - P23-WS1287886941	\$1,809,418
HPW	Drop Shipment	Heavy-Duty Trucks - P23-WS1287886941/1	\$559,210
HPW	Drop Shipment	Isuzu Landscaping Trucks - WS1413170973	\$375,308
HPW	Drop Shipment	Light-Duty Vehicles - P23-WS1370738033	\$1,071,677
HPW	Drop Shipment	Light-Duty Vehicles - P23-WS1370738033/1	\$184,084

HPW	Drop Shipment	Light-Duty Vehicles - P23-WS1370738033/2	\$57,370
HPW	Drop Shipment	Light-Duty Vehicles -Part 2 (Chastang Enterprises – Houston, LLC dba Chastang Ford, Caldwell Country Ford, and Silsbee Ford) - P23-WS1397067566	\$99,540
HPW	Drop Shipment	Low Voltage Variable Frequency Drives- P34-Doc1076728124	\$80,000
HPW	Drop Shipment	Material Handling Equipment - P23-WS1346861928	\$155,900
HPW	Drop Shipment	Material Handling Equipment - P23-WS1346861928/1	\$88,150
HPW	Drop Shipment	Medium-Duty Vehicles - P23-WS1308814417	\$3,715,518
HPW	Drop Shipment	Medium-Duty Vehicles - P23-WS1308814417/1	\$244,799
HPW	Drop Shipment	Mobile Generators - P23-WS1290428288	\$272,940
HPW	Drop Shipment	Mobile Generators - P23-WS1290428288/1	\$1,128,640
HPW	Drop Shipment	Mobile Generators - P23-WS1290428288/2	\$556,916
HPW	Drop Shipment	Purchase for one Laymor Street Sweeper - P23-WS1409948708	\$33,950
HPW	Drop Shipment	Purchase for two Caterpillar Asphalt Pavers -P23-WS1409948708	\$1,190,523
HPW	Drop Shipment	Purchase for Various Types of Valves - P23-WS1346839264	\$312,453
HPW	Drop Shipment	Purchase of an Inuvion System - P23-SR1477138560	\$224,135
HPW	Drop Shipment	Purchase of Light-Duty Vehicles through the BuyBoard and The Interlocal Purchasing Systems (TIPS) Cooperative Purchasing Agreements for the Fleet Management Department -P23-WS1397067566	\$3,471,538
HPW	Drop Shipment	Purchase of Light-Duty Vehicles through the BuyBoard and The Interlocal Purchasing Systems (TIPS) Cooperative Purchasing Agreements for the Fleet Management Department on behalf of Houston Public Works - P23-WS1397067566	\$122,606
HPW	Drop Shipment	Purchase of Medium and Super-Duty Trucks - P23-WS1421587820	\$3,074,919
HPW	Drop Shipment	Purchase of Medium and Super-Duty Trucks P23-WS1421587820	\$4,386,585
HPW	Drop Shipment	Purchase of Miscellaneous Equipment - P23-WS1313000031	\$156,529
HPW	Drop Shipment	Purchase of Pedestrian Signal Assemblies - P23-WS1425915063	\$278,400
HPW	Drop Shipment	Purchase of Traffic Control Equipment -P23-WS1445750329	\$521,290
HPW	Drop Shipment	Purchase of Various Furniture Products for the General Services Department on behalf of Various Departments - WS1236214490	\$3
HPW	Drop Shipment	Purchase of Various Furniture Products for the General Services Department on behalf of Various Departments - WS1236214490	\$2
HPW	Drop Shipment	Signposts and Associated Hardware - P04-D0C1064421390	\$3,003,400
HPW	Drop Shipment	Traffic Control Cabinets - P23-WS1265787054	\$187,708
HPW	Drop Shipment	Traffic Equipment - P23-WS1245244821	\$306,578
HPW	Drop Shipment	Trailer - Technical Laboratory Systems, Inc. - P23-WS1149946611	\$122,210
HPW	Drop Shipment	Trailer-Mounted Sewer Jet Cleaners - P23-WS1324519700	\$209,110
HPW	Drop Shipment	Walco Industrial Laminator and Roller Table - P34-Doc1026095862/1	\$106,188
HPW	Drop Shipment	Water Meters and Repair Parts - P23-WS1287728435	\$15,198,145
HPW	Drop Shipment	Well Motors and Back Drive Motors - P23-WS1275312116	\$500,187
HPW	Drop Shipment	Zetasizer Advanced Configured Systems - B23-WS1023438593	\$94,312
HPW	Emergency	AWD Emergency Maintenance and Repair of Belt Filter Presses - P23-E32989	\$300,000

HPW	Emergency	Emergency Bridge Repair Services -P23-E32848	\$1,000,000
HPW	Emergency	Emergency Electrical Service and Repairs - P23-WS1311565595	\$176,206
HPW	Emergency	Emergency Purchase for a Blower Rental for the Greater Northeast Houston Service Area	\$225,000
HPW	Emergency	Traffic Signal Equipment - P23-WS1269448763	\$299,815
HPW	Interlocal Agreement	Fire Hydrants - P23-WS1227756528	\$379,676
HPW	Interlocal Agreement	Lake Houston Dam Spillway Improvements - WBS No. S-000890-0004-7	\$2,500,000
HPW	Interlocal Agreement	Light-duty Toyota Vehicles - WS1316980145	\$1,547,200
HPW	Interlocal Agreement	Pavement Preservation Services - WS1427227328	\$2,500,000
HPW	Minimal MWSBE Participation	Purchasing of 69th Street WWTP Oxygen Plant Procurement - WBS No. R-000509-0045-5	\$32,671,538
HPW	Non Available SMWDBEs	Chemical, Caustic Soda for Houston Public Works; S89-S29429	\$4,137,932
HPW	Non-Divisible	Consulting Services for the Brownfields Redevelopment Program - P23-WS1298734890	\$100,000
HPW	Non-Divisible	Meter Vault Services - Doc1273928733	\$927,750
HPW	Non-Divisible	Process Improvement Consulting Services - P23-WS1344094506	\$884,500
HPW	Non-Divisible	Purchase of Household Hazardous Waste Collection - P07-WS930002850	\$750,000
HPW	Non-Divisible	Purchase of NAPCO 214 Phosphate Blend - P23-WS1407731257	\$1,359,750
HPW	Non-Divisible	Purchase of one Modular Office - P23-WS1413105705	\$151,864
HPW	Sole Source	Cable Television Services for Various Departments - WS1264854639	\$1,701,877
HPW	Sole Source	Legal Notice Publications - WS1181259649	\$225,000
HPW	Specialized / Technical	Advertisement Services - P23-WS1413328031	\$300,000
HPW	Specialized / Technical	Professional Legal Services for Legal Services related to Metro Westpark Corridor for Houston Public Works - P23-WS1420559609	\$300,000
HPW	Specialized / Technical	Soil Densification Services - P37- Doc1064816504	\$650,000
HPW	Unspecified	Construction Manager-At-Risk for Lift Station Rehabilitation and Reconstruction for Enmora #2, Bretshire #2, Red Gully, Cherry Oak, Annunciation, and Shadow Lake Lift Stations - WBS No: R-000267-0175-4	\$859,300
HPW	Unspecified	Purchase of various Goods and Products for Various City Departments - WS1398993228	\$8,238,520
LGL	Non Available SMWDBEs	Agreement for professional services floor legal services in connection with CenterPoint Energy Houston's Distributed Cost Recovery Factor application and rate adjustment and other utility matters.	\$2,000,000
LGL	Non-Divisible	Legal Services	\$172,000
MCD	Specialized / Technical	Language Services - WS1333373209	\$400,000
MYR	Drop Shipment	Fire Rescue Truck - S80-Doc1208114782	\$1,446,998
MYR	Drop Shipment	Ford F350 Rapid Response Truck - WS1343852183	\$110,878
MYR	Drop Shipment	Paratech Air Bag and various accompanying accessories - P33-WS1253302376	\$128,712
MYR	Drop Shipment	Personal Radiation Detectors - DOC1054764961-P27	\$5,725,000
MYR	Drop Shipment	Purchase of Emergency Readiness Wheel Charts - WS1381686037	\$279,000

MYR	Drop Shipment	Purchase of Specialized Advanced Law Enforcement Rapid Response Training (ALERT) Kits - SR1448438660	\$655,877
MYR	Drop Shipment	Radio Isotope Identification Detectors - DOC1171563273-P38	\$1,620,000
MYR	Drop Shipment	Rescue Tower Training Structure - P21-Doc1275411407	\$347,000
MYR	Drop Shipment	Survey Meter Kits - P29-DOC1145499662	\$129,570
MYR	Non-Divisible	Constellation for Safety and Security License - WS1307939930	\$276,012
MYR	Non-Divisible	Purchase of Licenses for First Alert for the SLED Application - WS1427263420	\$335,314
MYR	Non-Divisible	Renewal of Application and Software Subscription Services - WS1376712959	\$1,142,630
MYR	Sole Source	Network Application Services and Hardware - P38-WS1147257886	\$139,293
MYR	Sole Source	Professional Civic Art and Conservation Administration Services - P15-WS932429947	\$25,000,000
MYR	Sole Source	Purchase of Studio Cameras and Various Audio/Visual Parts, Accessories and Equipment - SR1320445748	\$1,032,402
MYR	Specialized / Technical	SAFE Boat Refurbishment Services - WS1275411473	\$293,947
MYR	Unspecified	Professional Services to promote Tourism and Economic Development -(BAHEP)	\$150,000
MYR	Unspecified	Purchase of Medical Oxygen Tanks, Cylinders and Accessories - SR1466666784	\$80,578
PRD	Drop Shipment	Fertilizer - WS1275693162	\$102,681
PRD	Drop Shipment	Grass Seed - WS127560498	\$213,366
PRD	Drop Shipment	Mowers and Ground Maintenance Equipment - WS1357640555	\$750,349
PRD	Sole Source	Management and Construction of improvements to certain public-school playgrounds, public parks, and recreational facilities - S38-WS1364560839	\$78,100
SWD	Drop Shipment	Mobile Security Camera Trailer System - P30 - WS1100872899	\$1,681,992
SWD	Drop Shipment	Tractor Trucks - P40-WS1279943395	\$1,231,345
SWD	Unspecified	Wood and Yard Waste Processing Services - P26-Doc941020717	\$6,755,663
Total			\$368,915,856

FY2025 YTD Contracts Determined Exempt by Departments with Council Approval*

Justification	Count	Amount
Unspecified	1	\$127,917
Pre-Award GFE	1	\$45,000
Interlocal Agreement	1	\$11,560,591
Federal / State Funds	41	\$90,519,655
Emergency	24	\$20,046,665
Drop Shipment	1	\$467,568
Other	2	\$314,405
Total	71	\$123,081,800
*These contracts were not reviewed or approved by OBO		

Contracts with Waivers

Justification	Count	Amount
Unspecified	5	\$16,084,061
Specialized / Technical	11	\$8,730,940
Sole Source Federal / State Funds	1	\$433,099
Sole Source	21	\$49,308,875
Pre-Award GFE	3	\$19,110,065
Other	1	\$1,746,000
Non-Divisible	31	\$50,300,424
Non Available SMWDBEs	5	\$8,453,436
Minimal MWSBE Participation	1	\$32,671,538
Interlocal Agreement	8	\$12,506,871
Emergency	5	\$2,001,021
Drop Shipment	116	\$167,569,527
Total	208	\$368,915,856

Exempt Contracts \$123,081,800

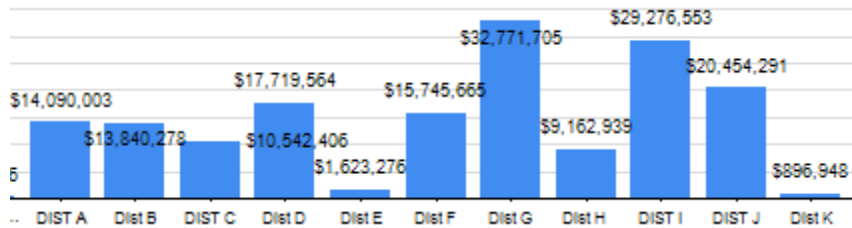
Waiver Contracts \$368,915,856

Total Exempt & Waiver Contracts \$491,997,657

The City of Houston certifies businesses throughout a 10-county (Harris, Montgomery, San Jacinto, Liberty, Chambers, Galveston, Brazoria, Fort Bend, Waller, Austin) area. As such, this data does not show overall MWSBE participation.

FY2025 Awarded Contracts to Certified Firms by Council District

The charts below represent the amount awarded by Council District for certified firms only. The data includes construction contracts, professional services contracts, goods & services contracts, purchase order and Pcards. Exempt and non-goal-oriented contracts are excluded.



Council District	Asian	Black	Caucasian Women	Hispanic	Native American	Non-minority Male	Other	Grand Total
Dist A	\$287,399	\$7,617,479	\$4,066,992	\$1,418,825	\$270,211	\$429,096		\$14,090,003
DIST B	\$72,482	\$2,209,068	\$2,584,260	\$8,829,951		\$144,517		\$13,840,278
DIST C	\$1,077,396	\$732,799	\$4,822,577	\$3,891,541		\$18,092		\$10,542,406
Dist D	\$17,811,702	(\$362,830)	\$172,011	\$98,681				\$17,719,564
Dist E		\$10,000	\$158,915	\$1,436,731	\$17,630			\$1,623,276
DIST F	\$3,442,066	\$9,808,334	\$1,358,490	\$1,116,760		\$20,015		\$15,745,665
Dist G	\$4,469,663	\$4,259,747	\$924,090	\$23,118,206				\$32,771,705
DIST H	\$2,512,355	\$539,730	\$343,895	\$2,696,067	\$2,928,895	\$141,998		\$9,162,939
Dist I	\$4,797,905	\$1,978,198	\$9,814,731	\$12,685,719				\$29,276,553
Dist J	\$12,639,495	\$7,549,021	\$198,090	\$67,685				\$20,454,291
Dist K	\$8,750	\$753,173	\$164,134	(\$29,109)				\$896,948
Non Council District	\$9,084,587	\$36,744,003	\$33,335,018	\$27,046,731		\$860,127	\$4,003	\$107,074,469
Grand Total	\$56,764,801	\$71,937,552	\$58,625,179	\$122,055,746	\$3,216,736	\$1,613,845	\$21,904,883	\$336,118,743

Council District	Number of Certified firms	Number of Certified Firms With Contracts	Percentage
Dist A	352	33	9.4%
Dist B	251	27	10.8%
Dist C	338	16	4.7%
Dist D	257	20	7.8%
Dist E	111	10	9.0%
Dist F	172	24	14.0%
Dist G	335	27	8.1%
Dist H	154	24	15.6%
Dist I	213	18	8.5%
Dist J	199	21	10.6%
Dist K	226	8	3.5%
Non Council District	3296	189	5.7%
Grand Total	5904	417	7.1%

Council District	Female	Male	Grand Total
DIST A	\$9,144,734	\$4,945,269	\$14,090,003
Dist B	\$9,851,434	\$3,988,845	\$13,840,278
Dist C	\$5,646,313	\$4,896,092	\$10,542,406
Dist D	\$17,496,813	\$222,751	\$17,719,564
DIST E	\$49,937	\$1,573,339	\$1,623,276
Dist F	\$11,837,017	\$3,908,648	\$15,745,665
Dist G	\$7,031,971	\$25,739,735	\$32,771,705
Dist H	\$8,819,045	\$343,895	\$9,162,939
Dist I	\$13,904,344	\$15,372,209	\$29,276,553
DIST J	\$18,980,941	\$1,473,350	\$20,454,291
Dist K	\$621,421	\$275,526	\$896,948
Non Council District	\$47,598,796	\$59,475,672	\$107,074,469
Grand Total	\$228,172,213	\$125,145,294	\$336,118,743

Historically Underutilized Businesses

As stated in Administrative Policy 5-8 effective March 4, 2016, Bids must be solicited from at least two Historically Underutilized Businesses (HUBs) certified by the Office of Business Opportunity before any expenditure of more than \$3,000 but less than \$50,000 are made. This policy does not apply to Purchasing Cards (Pcard) transactions.

The following below reflects the awards to HUB for FY2025.

	Amount	Vendor	Percentage
Hub	\$ 461,432.19	41	4.4%
Not Hub	\$ 10,046,982.26	616	95.6%
Total	\$ 10,508,414.46	657	100.0%

FY2025 Awarded Contracts with DBE Certified Firms

The United States Department of Transportation requires recipients who receive more than \$250,000 in federal funds to establish a Disadvantaged Business Enterprise Plan and set participation goals on all federally-assisted projects as well as setting a triennial goal. On October 23, 2013, the Houston City Council approved a DBE Triennial Goal for the Houston Airport System of 29% for the participation of Disadvantaged Business Enterprises and 3.7% goal for the race/gender neutral component on all Houston Airport System contracts; funded (wholly or in part) by the U.S. Department of Transportation.

As of Mar 31, 2025, Fiscal Year 2025, DBE Certified Firms were utilized on a total of 10 contracts. The total amount awarded to these contracts was \$97,519,500. From that amount, DBE Certified firms were awarded \$11,479,831 for a combined participation of 11.8%.

FY2025 Awards on DBE Contracts

	A	B	C=A+B	D=B/C
Contract Type	Non DBE Amount	DBE Amount	Total Amount Awarded	DBE %
Construction	\$74,444,669	\$10,374,831	\$84,819,500	12.2%
Professional Services	\$11,595,000	\$1,105,000	\$12,700,000	8.7%
Goods & Services	\$0	\$0	\$0	0.0%
Total	\$86,039,669	\$11,479,831	\$97,519,500	11.8%
Exempt Contracts	\$0	\$0	\$0	0.0%
Waiver Contracts	\$0	\$0	\$0	0.0%
Non-Goal-Oriented	\$0	\$0	\$0	0.0%
Grand Total	\$86,039,669	\$11,479,831	\$97,519,500	11.8%

Details of FY2025 Awards on DBE Contracts

Department	Goals	Num of Contract	Total Amount
HAS	5.0%	1	\$755,390
HAS	6.0%	1	\$4,546,575
HAS	7.0%	1	\$9,082,022
HAS	10.0%	1	\$7,835,232
HAS	13.0%	1	\$61,444,351
HAS	16.0%	1	\$1,155,930
HAS	25.0%	1	\$3,666,667
HAS	25.0%	1	\$3,666,667
HAS	28.0%	1	\$3,666,667
HAS	35.0%	1	\$1,700,000
Grand Total		10	\$97,519,500

FY2025 DBE Awards on DBE Contracts by Ethnicity

*** These Contracts were not included in the overall MWSBE Awards Summary for this Report.**

FY2025 ACDBE Concessions

Airport Concessions Disadvantaged Business Enterprise Program

The City of Houston (City) has established an Airport Concessions Disadvantaged Business Enterprise (ACDBE) Program in accordance with regulations of the U.S. Department of Transportation (DOT), 49 CFR, Part 23. The City owns and operates three commercial airports in the Houston Airport System. Of these three, George Bush Intercontinental Airport/Houston (IAH) and William P. Hobby Airport (HOU) are primary airports. The City has received federal funds authorized for airport development after January 1988 authorized under Title 49 of the United States Code. The City has signed airport grant assurances that it will comply with 49 CFR, Part 23.

ACDBE Triennial Goals

The United States Department of Transportation requires recipients that receive more than \$250,000 in federal funds to establish an Airport Concession Disadvantaged Business Enterprise Plan and set Triennial Goals on projects that receive federal funds. The Houston Airport System receives Airport Improvement Program (AIP) Funds from the Federal Aviation Administration (FAA) in excess of this amount.

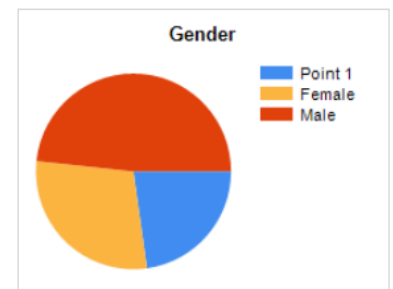
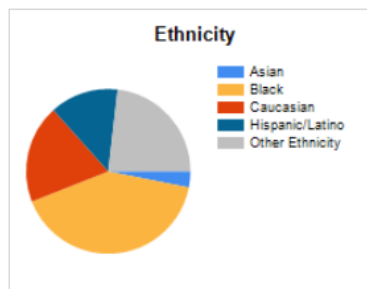
5. NON-CAR RENTAL CUMULATIVE ACDBE PARTICIPATION	A	B	C	D	E	F	G
	Total Dollars (Everyone)	Total Number (Everyone)	Total to ACDBEs (dollars)	Total to ACDBEs (number)	Total to ACDBEs / Race Conscious (dollars)	Total to ACDBEs / Race Neutral (dollars)	Percentage of total dollars to ACDBEs (C/A)
Prime Concessions	\$115,298,580.51	75	\$18,972,061.31	17	\$18,164,001.07	\$808,060.00	16.45%
Subconcessions	\$40,533,550.69	85	\$29,998,236.02	56	\$26,953,123.48	\$3,045,113.00	74.01%
Joint Ventures	\$118,084,065.08	253	\$40,003,101.84	168	\$34,667,931.81	\$5,335,170.00	33.88%
Management Contracts							
Goods and Services							0.00%
Total Cumulative Non-Car Rental ACDBE Participation	\$273,916,196.28 (based on gross receipts)	413	\$88,973,399.17	241	\$79,785,056.37	\$9,188,343.00	32.48% (based on gross receipts)

Revenue Summary by Ethnicity, Gender & Certification Type

Date Range: 7/1/2024 to 3/31/2025


Total Revenues	For Credit Revenues	For Credit %
\$273,916,196	\$89,572,658	32.70%

Ethnicity	For Credit \$	For Credit %
Asian	\$2,800,261	1.02%
Black	\$36,642,988	13.38%
Caucasian	\$17,314,779	6.32%
Hispanic/Latino	\$12,047,743	4.40%
Other Ethnicity	\$20,766,886	7.58%



Economic Impact

The City of Houston spends billions of dollars to maintain and improve the City’s infrastructure, and provide other services for the public. These dollars promote economic opportunity for Houston businesses and support job creation. The following provides a summary of the economic impact of hiring and supporting certified firms.



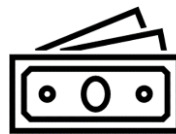
705 Businesses

From July 1, 2024 through March 31, 2025, the City provided the support to hire 705 MBEs, WBEs, SBEs, PDBEs, DBEs, ACDBEs HUB, and LGBTBE certified businesses.



15K Jobs

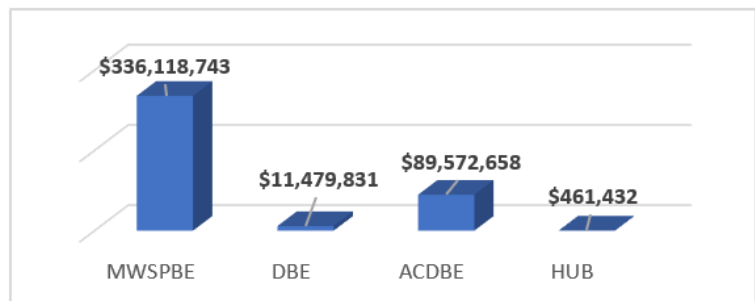
Out of 705 certified businesses, fifteen thousand jobs were supported.



\$791M Revenue Generated

Based on the data provided by certified firms, these businesses generate a total of \$791 million dollars in gross revenue on average.

	Contracts Awarded
MWSPBE	\$ 336,118,743
DBE	\$ 11,479,831
ACDBE	\$ 89,572,658
HUB	\$ 461,432
Total Certified Awards	\$ 437,632,664



The City of Houston contributed over \$300 million dollars on contracts awarded to certified firms.



Educate. Connect. **Grow.**

Created by: Katrina Williams, OBO Systems and Data Analysis Manager

Co-Produced by:

Cylenthia Hoyrd, OBO Director

Norma Meadows, OBO Chief of Staff/Title VI Coordinator

Ashley Cole, OB Administrative Specialist – Executive Level

Priscilla Batiste, OBO Administrative Assistant

Christa Jones, OBO Administrative Specialist