



# HOUSTON HEALTH DEPARTMENT

[HOUSTONHEALTH.ORG](http://HOUSTONHEALTH.ORG)



# COVID-19 Contracts Quality of Life Committee

Presented by:

**Director Stephen L. Williams , M.Ed., M.P.A.**



**HOUSTON HEALTH  
DEPARTMENT**

- HHD has been responding to COVID-19 since February 2020
- With funding from the federal government, HHD provides
  - Data collection and analysis including a trendsetting wastewater surveillance system
  - Case investigations and reporting, contact tracing, outbreak management
  - Covid testing (fixed sites, mobile, targeted, in home, school based and enhanced laboratory services)

- Covid vaccinations (fixed sites and mobile)
- Public communications
- Targeted health education and information to improve health literacy
- Community outreach and engagement
- Human services wraparound supports

- HHD has received unprecedented amount of funding from grants over \$405,000,000 within 14 months
- Grants have been awarded often outside of the normal process with shortened performance period, most initially ended in 2022 or 2023
- CDC grants allowed for emergency purchasing
- Amount of funding and hiring, IT Support, purchasing and legal support overloaded infrastructure support systems

- HHD was initially able to respond rapidly to Covid due to the hiring of staff through the contingent workforce contract and through the emergency purchase procedures allowed by the funder
- On 09/09/2021 the COH ceased using emergency purchasing procedures resulting in the need for a federally compliant procurement process to expend contract funding. The best-case estimate for this process was 4 to 6 months.
- Due to the short performance period for the equity grant, HHD requested approval from the CDC to continue to procure services under federal allowances in the grants

- CDC responded with support for HHD to continue with emergency purchasing as allowed by grants since the nation was still under an emergency declaration.
- HHD has worked with legal and SPD to expedite contracting with identified partners consistent with emergency declarations that are renewed every 90 days by the Health and Human Services Secretary

# COVID-19 GRANTS



AWARD	AMOUNT	End Date	Deliverables
ELC CARES Cross-Cutting Emerging Issues	\$5,000,000	4/13/2022	•Implement COVID-19 testing, case investigation, and contact tracing.
ELC IPC Cross-Cutting Emerging Issues	\$939,037	5/18/2022	Train public using specified curriculum by CDC.
Enhanced Detection Cross cutting emerging Issues	\$62,239,284	11/4/2022	<ul style="list-style-type: none"> <li>•Increase COVID testing capacity -</li> <li>•Increase testing to underserved populations</li> <li>•Test seroprevalance in wastewater</li> </ul>
COVID-19 Project W (Infants w/Congenital Defects SET-NET)	\$200,000	5/31/2022	•Detect and respond to COVID in pregnant moms and babies
COVID-19 Project O (VPD MIS-C)	\$100,000	5/31/2022	•track, investigate and report MISC- cases
COVID-19 Project Seroprevalence	\$398,500	7/31/2021	•Contracts with Rice and Baylor for data design and analysis, outreach and communication.
Enhanced Detection Expansion	\$133,550,932	7/31/2023	•Improve public health surveillance and lab systems
38000128-2021			Increase health department's infection prevention and control capacity
AMD Technologies	\$130,000	9/30/2022	•Purchase sequencing reagents for sequencing
38000128-2021			•Purchase capital lab equipment
Public Health Laboratory (PHL) Preparedness	\$515,000	9/30/2022	•Purchase lab equipment for sequencing
Travelers Health	\$475,000	9/30/2022	•Monitor and respond to travel related cases.
Strengthening Public Health Laboratory (PHL) Preparedness	\$142,473	7/31/2022	•Acquire lab and surveillance needs to prepare for the next pandemic
38000128-2021			
AMD Sequencing	\$2,174,709	7/31/2024	<ul style="list-style-type: none"> <li>•Expand application of the new technology</li> <li>•Acquire/build infrastructure to successfully integrate with corresponding epidemiologic and clinical data</li> </ul>
ELC Reopening Schools	\$69,885,366	7/31/2022	<ul style="list-style-type: none"> <li>•Contract with private labs to provide school districts with testing</li> <li>•Expand school investigation teams to respond to positive cases</li> </ul>



# COVID-19 GRANTS (CONT'D)



SUPPLEMENTAL FLU COVID-19	\$1,125,485	6/30/2024	•Promote of Flu vaccine during COVID-19
COVID-19 CARES 38000040-2021	\$1,608,032	6/30/2024	•Conduct provider training and enrollment, perform compliance audits, 2 <sup>nd</sup> dose reminder/recalls, administer vaccines to special populations
COVID-19	\$1,125,485	6/30/2024	•Conduct provider training and enrollment •Perform compliance Audits •2nd Dose reminder recalls
COVID-19 Immunizations	\$43,634,674	6/30/2024	•Increase COVID-19 vaccination capacity across the jurisdiction, including among high-risk and underserved populations •Ensure equitable distribution and administration of COVID-19 vaccines •Increase vaccine confidence through education, outreach, and partnerships •Develop and implement community engagement strategies to promote COVID-19 vaccination efforts
COVID-19 PUBLIC HEALTH CRISIS-HFD 38000085-2020	\$1,506,720	3/15/2022	•Provide emergency Public Information and Risk Communication •Expand first responder safety measures
COVID-19 PUBLIC HEALTH CRISIS-HHD 38000085-2030	\$4,958,647	3/15/2022	•Testing, purchase supplies for specimen collection, lab testing and infection control, public health surveillance, acquire contract with outside laboratory
COVID-19 COOPERATIVE AGREEMENT FOR EMERGENCY RESPONSE: PUBLIC HEALTH CRISIS RESPONSE	\$14,570,353	6/30/2023	•Hire/train personnel to address projected jurisdiction COVID-19 response needs •Partner with local school based health programs, •Purchase of equipment and supplies to support the expanded workforce, •Hire administrative support services to implement activities necessary for response
TOTAL DOJ BVA COVID-19	\$2,641,169	1/31/2022	•Contact Tracing for inmates and staff, •Contract with Labs for testing •Purchase test kits and FIT testing kits
COVID-19 HEALTH EQUITY 38XXXXXXX-2021	\$30,677,985	5/31/2023	•Establish and maintain partnerships with community organizations and neighborhood groups, •Community engagement/Community Voice - engagement with community leaders and lay persons to ensure communities have input, •Outreach educate and empower community
<b>Total COVID-19 Funding</b>	<b>\$407,598,851</b>		

- Implemented a novel surveillance system testing to detect COVID 19 in wastewater samples
- Stood up a 300 person contact tracing unit at the GRB in less then 3 months
- Established a fixed and mobile site testing program and increased capacity by establishing testing partnerships with other providers (e.g. Curative, TDEM, UMMC)
- Implemented vaccinations at all HHD health centers, some multi service centers and established a mobile vaccination program targeting priority underserved zip codes
- Established a school testing program
- Increased administrative support and improved IT infrastructure

## Data Analysis & Reporting

- 6,260 reports generated
- Approximately 25,000 wastewater samples collected
- 58.4 million lab records processed
- 301,987 emergency department visit lab records with positive diagnosis processed

## Contact Tracing/Outbreak Management

- 503,532 cases reported
- 130,047 contacts identified for follow up
- 4,604 deaths investigated and reported
- 352 site visits to nursing homes, LTCF, schools, jail, etc.

## Testing

- 99,250 tests performed at HHD sites and mobile team sites
- 1,650,841 tests performed by HHD partners
- 272,503 specimens tested by HHD lab
- 100,963 tests performed at 343 schools through the school testing program

## Vaccinations

- 63.5% of Houstonians fully vaccinated
- 55.9% of Houstonians in priority zip codes fully vaccinated
- 437,732 doses administered by HHD and HHD affiliated sites
- 352,929 doses administered at NRG joint site with FEMA and Harris County

- Established call center for general public and seniors to provide information & appointments
- Implemented 4 media campaigns to promote COVID prevention strategies, testing & vaccinations
- Developed health education sessions and collateral to increase health literacy on COVID prevention strategies and testing and vaccination access
- Developed a trusted health ambassadors' program and conducted door to door outreach in priority zip codes to promote testing & vaccinations
- Established referral system to respond to social service needs and developed special in-home testing and vaccination services for homebound seniors and others with mobility issues

Call Centers	Communications	Health Education	Outreach/ Engagement	Human Services
<ul style="list-style-type: none"> <li>• 586,654 calls handled by Covid Call Center</li> <li>• 392,955 calls handled by AAA/Senior Call Centers</li> </ul>	<ul style="list-style-type: none"> <li>• Better. Together &amp; Don't Stop. Don't Forget. Engagement: 238,176</li> <li>• Take Your Best Shot Engagement: 754,269</li> <li>• Avoid the Drama. Impressions: 55,872,365</li> <li>• Their health. Your choice. Engagement: 14,178 Influencer Engagement: 91.8K</li> </ul>	<ul style="list-style-type: none"> <li>• Over 1,000 partners engaged</li> <li>• Over 700 health education sessions held live and on demand</li> <li>• Over 5,000 community outreach activities</li> <li>• Over 120,000 individuals directly engaged</li> <li>• Over 25 door to door mobilizations</li> </ul>	<ul style="list-style-type: none"> <li>• 257,492 outreach activities</li> <li>• 58,092 outreach encounters</li> <li>• 30 trusted health ambassadors trained</li> </ul>	<ul style="list-style-type: none"> <li>• 1,527 referrals handled for basic needs</li> <li>• 535 people supported in isolation/quarantine</li> <li>• 1,510 in home vaccinations given</li> <li>• 1,588 in home tests given</li> <li>• 313 rides scheduled to vaccine sites</li> <li>• 222 rides scheduled to testing sites</li> </ul>

- HHD uses data and information to identify and address inequities and disparities in health outcomes and to determine response strategies
- Multiple data tools include
  - GIS mapping of positivity rates, wastewater viral levels, testing rates, vaccination rates by zip code
  - A novel wastewater testing program to predict COVID viral levels in WW treatment plant areas
  - Analysis and synthesizing of numerous data sources (Surveillance System, Lab System, Wastewater Testing, Syndromic Surveillance System etc.)

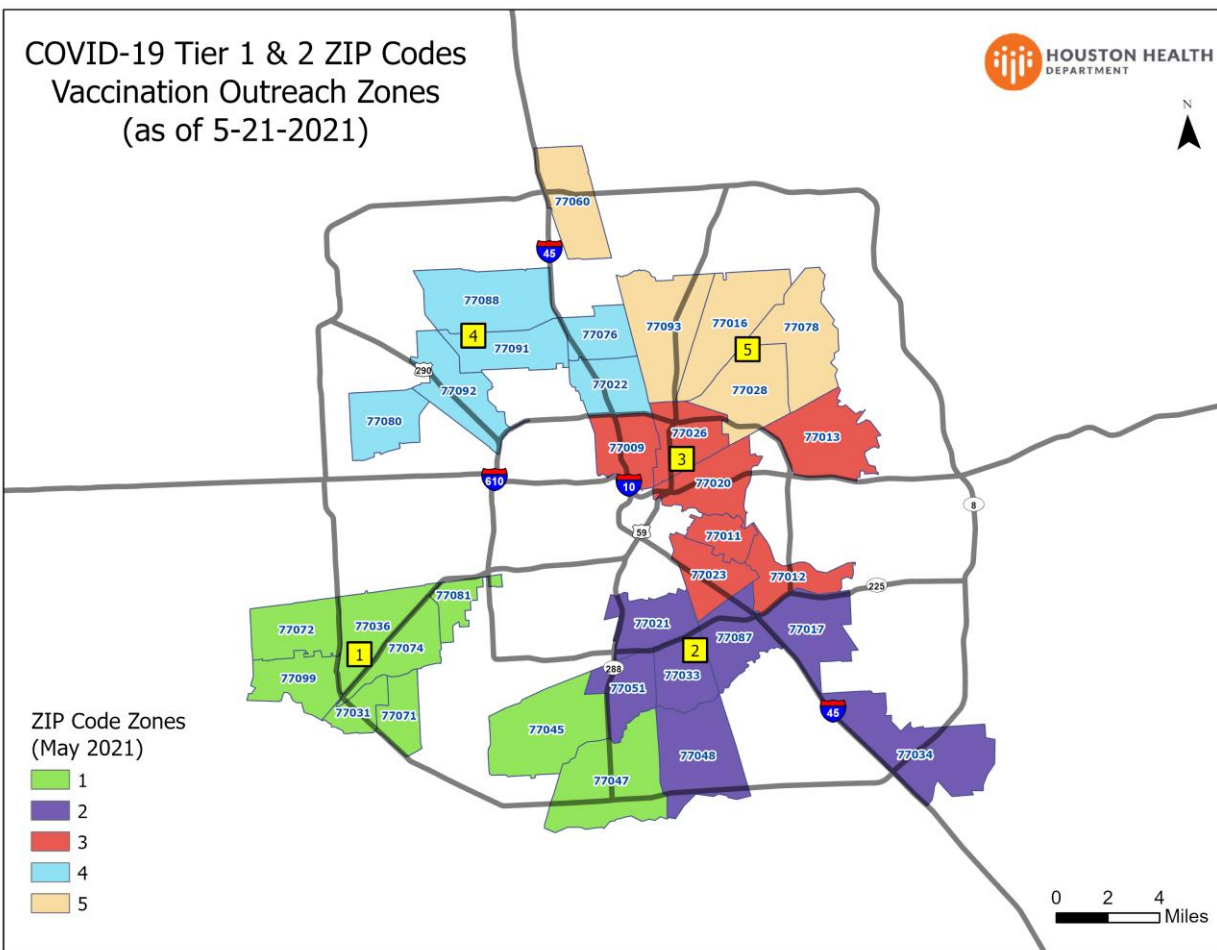
- Assuring access and equity in testing and vaccinations is an HHD priority
- Using multiple data variables and the CDC's Covid Community Vulnerability Index (CCVI), HHD identified 34 zip codes where residents would be more likely to be vulnerable to poor health outcomes and impacts of COVID-19. These zip codes were divided into 5 zones
- Outreach, Community Engagement, Health Education and Health Literacy, testing and vaccinations efforts are focused on priority zip codes, zones and populations

# COVID-19 VACCINE INTERVENTION ZONES



NOTE: The CCVI scores by zip codes was updated on 5/20/21, about six months after the original calculation in 12/10/20. The updated areas by zip codes are mapped below.

Figure 2: Updated intervention Zones



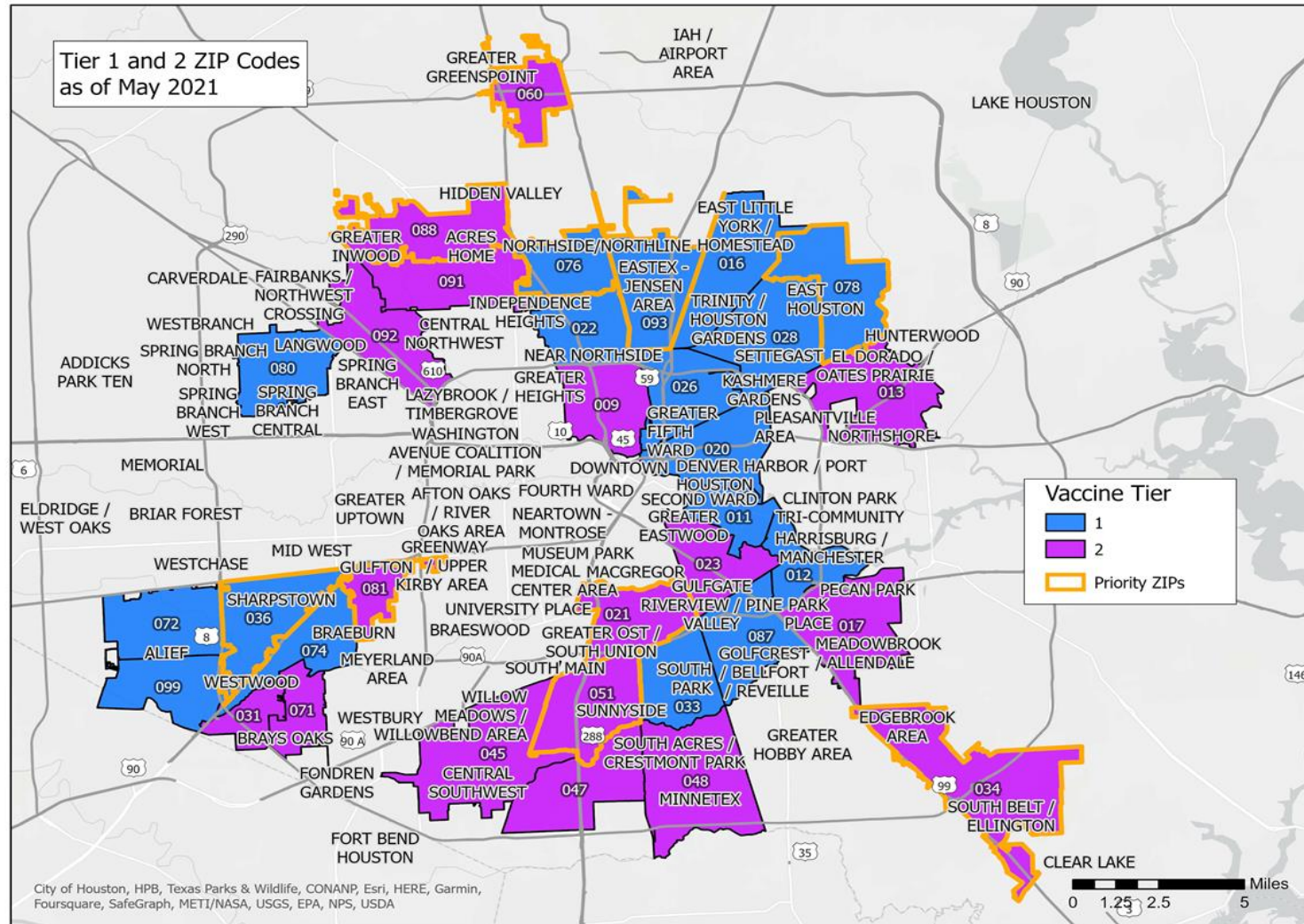
Outreach Zone (May 2021)	ZIP Code	Vaccine Tier (May 2021)	% Vaccinated (7-23-2021)
1	77031	2	43.85%
1	77036	1	40.81%
1	77045	2	44.81%
1	77047	2	49.53%
1	77071	2	49.77%
1	77072	1	48.21%
1	77074	1	42.99%
1	77081	2	37.17%
1	77099	1	45.60%
2	77017	2	46.78%
2	77021	2	45.74%
2	77033	1	39.89%
2	77034	2	40.32%
2	77048	2	47.23%
2	77051	2	40.43%
2	77087	1	46.90%
3	77009	2	61.29%
3	77011	1	50.95%
3	77012	1	43.69%
3	77013	2	32.88%
3	77020	1	43.95%
3	77023	2	49.36%
3	77026	1	40.66%
4	77022	1	46.03%
4	77076	1	37.90%
4	77080	1	44.41%
4	77088	2	41.44%
4	77091	2	41.19%
4	77092	2	43.98%
5	77016	1	40.60%
5	77028	1	43.76%
5	77060	2	34.34%
5	77078	1	36.95%
5	77093	1	39.45%

# Top ZIP Codes (34)

As of May 2021



HOUSTON HEALTH DEPARTMENT



Tier 1 and 2 ZIP Codes (n=34)

ZIPs outlined in orange are priority for this month

- 77021
- 77034
- 77036
- 77051
- 77060
- 77076
- 77078
- 77081
- 77088
- 77093

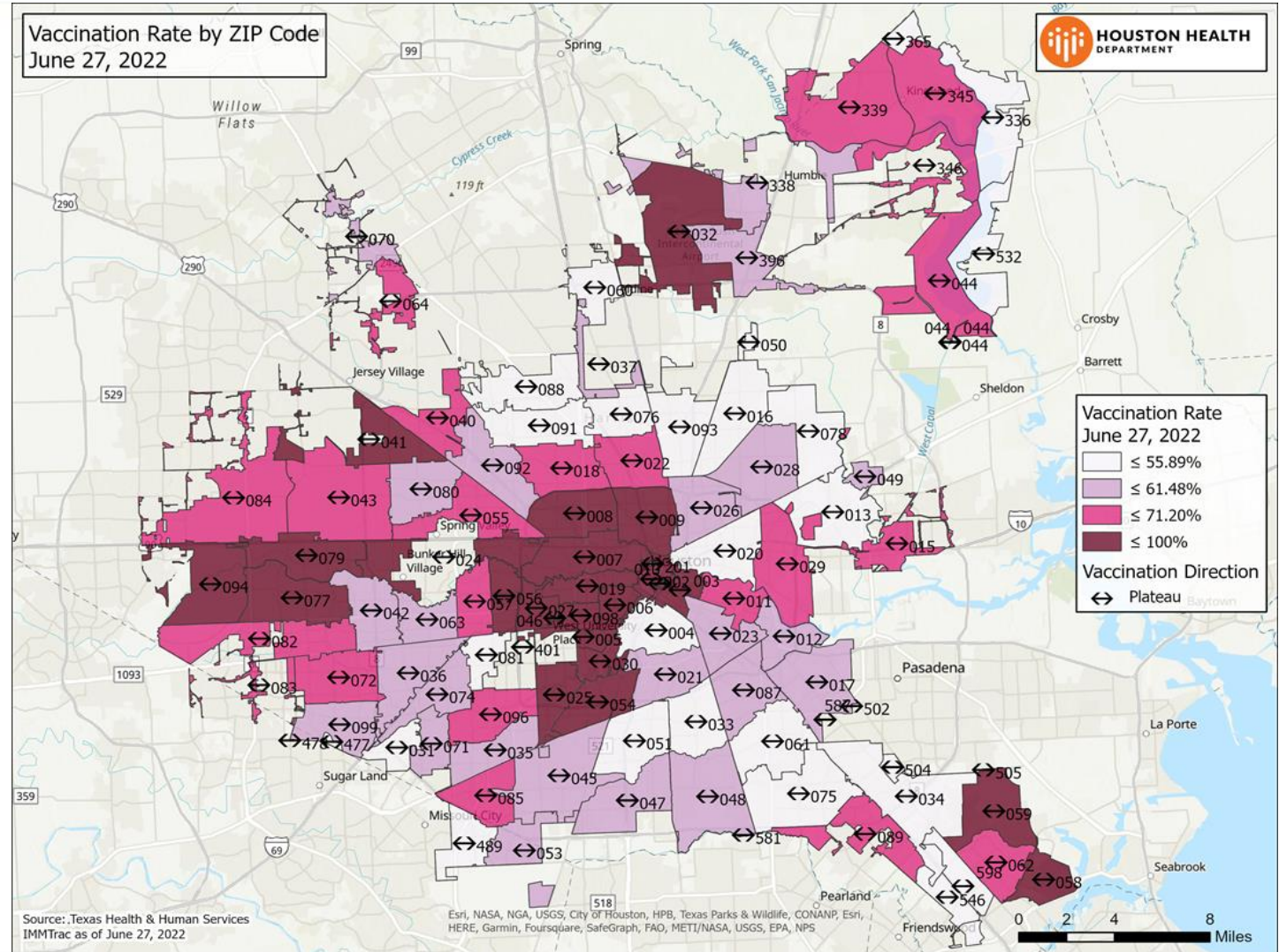
# Vaccination Rate by ZIP

As of June 27, 2022



HOUSTON HEALTH DEPARTMENT

- 0 ZIPs have increased in rate since June 27, 2022.
  - All ZIPs made no notable improvements over 3 week period.
  - No improvements in our low vaccination ZIPs (e.g. 77060, 77076, 77081)
- Blue up arrow indicates  $\geq 1\%$  increase in fully vaccinated rate

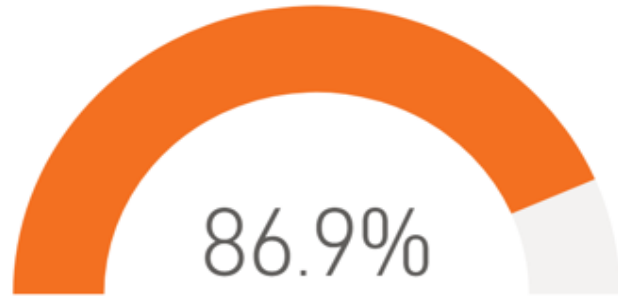




# COVID-19 VACCINE RATES IN PRIORITY VS. NON-PRIORITY AREAS

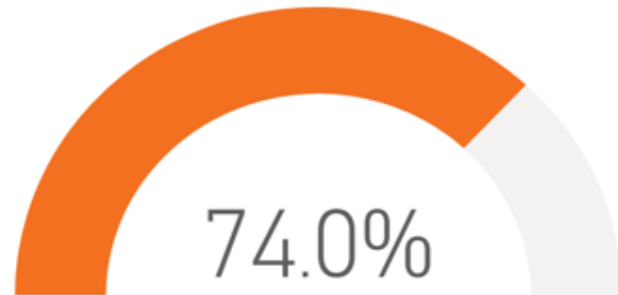


Residents in Non-Tiered Zip Codes that have received 1st dose of vaccine



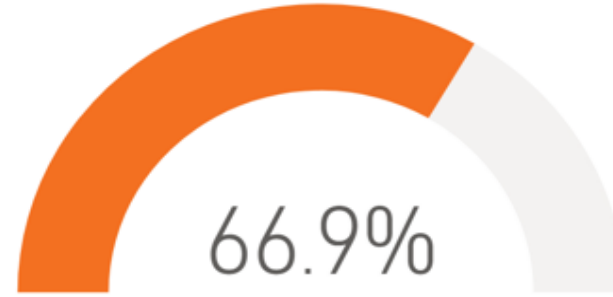
1,002,921 of 1,153,515 (86.9%)

Residents in Non-Tiered Zip Codes that are fully vaccinated



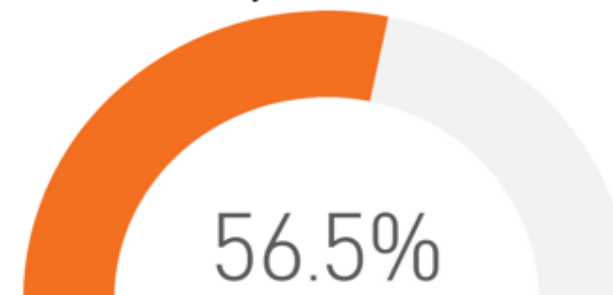
853,110 of 1,153,515 (74.0%)

Residents in Tier 1 Zip Codes that have received 1st dose of vaccine



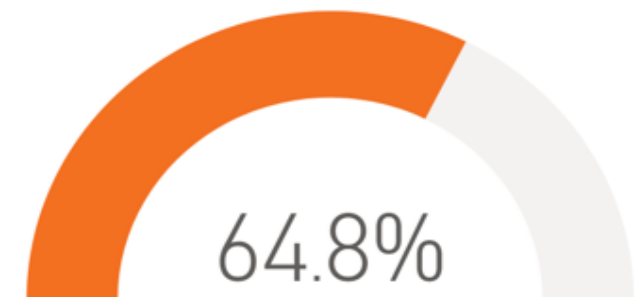
385,411 of 576,492 (66.9%)

Residents in Tier 1 Zip Codes that are fully vaccinated



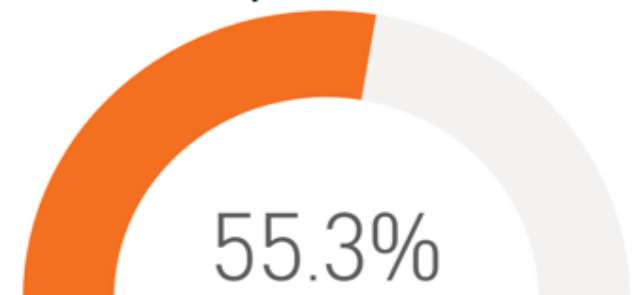
325,757 of 576,492 (56.5%)

Residents in Tier 2 Zip Codes that have received 1st dose of vaccine



330,383 of 510,163 (64.8%)

Residents in Tier 2 Zip Codes that are fully vaccinated



281,867 of 510,163 (55.3%)

COH Resident includes individuals with a home residence geocoded inside the city limits and zip codes in non-shared COH zip codes where city name is "Houston" or "Kingwood" for addresses that can not be geocoded

Source: ImmTrac2 Vaccine Registry  
Denominator populations are based on ACS 2010 and 2015-2019, 5-Year Estimates

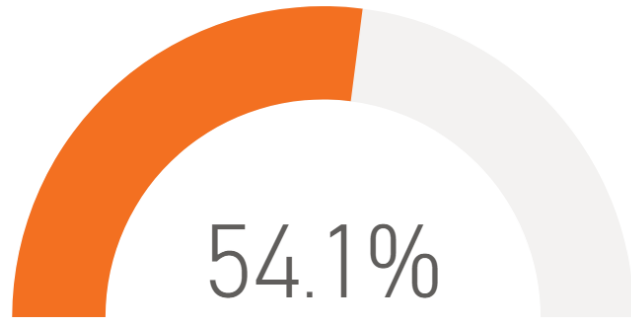
# COVID-19 Vaccines

Reporting Period 12/1/2020 To 7/11/2022



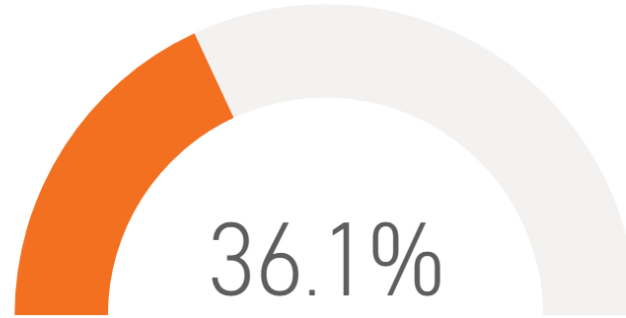
HOUSTON HEALTH DEPARTMENT

Hispanic COH Residents that are fully vaccinated



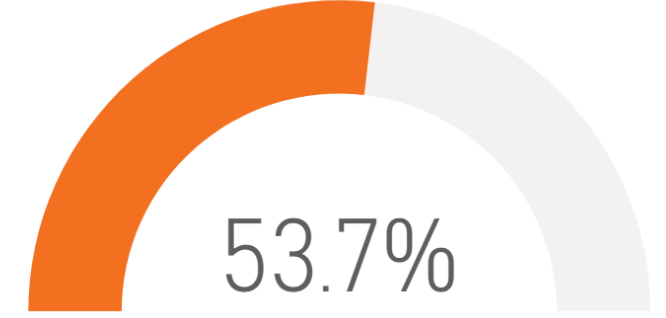
564,921 of 1,044,930 (54.1%)

Black COH Residents that are fully vaccinated



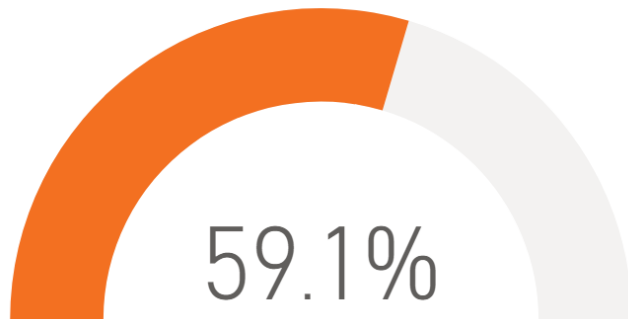
184,748 of 511,271 (36.1%)

White COH Residents that are fully vaccinated



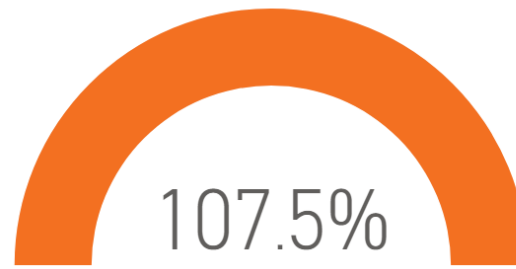
296,256 of 552,126 (53.7%)

Asian COH Residents that are fully vaccinated



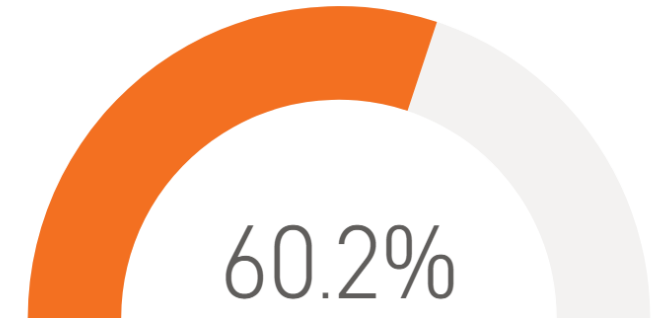
99,426 of 168,199 (59.1%)

Native Hawaiian or Other Pacific Islander COH Residents that are fully vaccinated



719 of 669 (107.5%)

American Indian or Alaskan Native COH Residents that are fully vaccinated



2,382 of 3,957 (60.2%)

Source: ImmTrac2 Vaccine Registry

Denominator populations are ACS 2018, 1-Year Estimates

COH Resident includes individuals with a home residence geocoded inside the city limits and zip codes in non-shared COH zip codes where city name is "Houston" or "Kingwood" for addresses that can not be geocoded

# Advancing Equity Grant



- HHD was awarded \$30,687,985 from the CDC via CDC-RFA-OT21-2103 titled “National Initiative to Address COVID-19 Health Disparities Among Populations at High-Risk and Underserved, Including Racial and Ethnic Minority Populations and Rural Communities.
- This award provides funding to address COVID-19 and advance health equity (e.g., through strategies, interventions, and services that consider systemic barriers and potentially discriminatory practices that have put certain groups at higher risk for diseases like COVID-19)

- The award is an unprecedented COVID-19 funding opportunity from CDC to address and advance health equity in City of Houston, focusing on racial/ethnic minorities, immigrants and refugees that bore the greatest brunt of poor outcomes from COVID-19.
- The grant performance period is June 1, 2021-May 31, 2023.

After HHD was awarded funding, the activities associated with addressing and advancing equity were realigned to the following short and long-term strategies:

## Short-term

- Outreach and Education
- Expand and strengthen Community Health Worker network; Build infrastructure through trainings
- Community Engagement and Mobilization

## Long Term

- Building networks in the community to be extensions of HHD through outreach, education and engagement and connection to services.
- Strengthen partnerships in the community for a cohesive network when responding to the next emergency (hurricanes, outbreaks, pandemic)

- The CDC required awardees to widely engage community partners, consisting of community-based organizations, non-profits, faith institutions, FQHCs, refugee and immigrant serving organizations, academia and partners from other sectors.
- HHD send a LOI template to 37 organizations to gauge interest in partnering with HHD for the Advancing Equity Project.



- The 37 organizations were a variety of partners that HHD programs had worked with in the past.
- 25 organizations responded and 1 organization withdrew.
- 24 organizations were included in the original application submission.

The following organizations were listed in HHD's grant application.

- Change Happens
- Texas Tool Belt
- TLC Health and Wellness
- Fountain of Praise
- CORE Initiative
- Chinese Community Center
- Houston Area Urban League
- Third Ward Community Cloth
- Cities Changing Diabetes

The following organizations were listed in HHD's grant application. (cont.)

- Institute of Spirituality-Faith Leaders
- Rice University/University of Texas
- UH Medical School
- UH Community Health Workers Institute
- Texas Southern University
- University of Texas Health Equity Collective
- University of Texas Brighter Bites
- University of Texas Health Disparities Research Institute
- The Houston Health Foundation

76% of the Equity Grant was allocated for contracts to engage multiple organizations in the advancing equity work

The work focuses on the following activities

- Strengthening community health worker programs and expanding community health worker services
- Equity training and awareness
- Outreach and education by CBOs and grassroots organizations
- Capacity building within multi sector partners such as faith based, mental health
- Community mobilization and capacity building coordinated by intermediary organizations within the five zones

The following charts illustrate the work of each subcontractor related to the activities listed above.

## INTENDED RESULTS

- Build stronger networks of traditional and non-traditional partners in communities which can serve as extensions of HHD to deliver culturally and linguistically competent outreach, education, engagement and connection to services
- Prepare and strengthen communities' ability to implement evidence-based strategies, interventions, and best practices to address health disparities in the following core health focus areas
  - Access to care
  - Chronic disease prevention and management
  - Health literacy
  - Violence prevention
  - Disaster and public health preparedness
  - Covid 19 mitigation, including testing and vaccination coordination

## INDICATORS OF SUCCESS

- Development of new partnerships and collaborations which work toward shared goals
- Training and deployment of additional community health workers and health advocates in communities

- Increased capacity and mobilization among grassroots organizations and individuals to address community health concerns
- Community equity teams are developed and sustained
- Increased awareness of existing systemic and structural racism, bias and discriminatory practices that create health inequities

## List of Zip Code Assignments per Mobilizing Partner Contractor

Organizing Contractor	AREA	ZONE
<b>(1) Outreach Strategists</b> 77036,77045,77047,77031,77071, 77072,77074 77081, 77099	Area 1	ZONE 1
<b>(2) The Tejano Center</b> 77017,77021,77033,77034, 77048 77051,77087	Area 2	ZONE 2
<b>(3) HHD (No Contractor)</b> 77009, 77011,77012, 77013 77020,77023,77026	Area 2	ZONE 3
<b>(4) Your Houston</b> 77022,77076,77080,77088, 77091,77092 77016,77028,77060,77078, 77093	Area 3	ZONE 4 ZONE 5



# CONTRACTS EXECUTED

Contracted Partners	Funds	Project Description	On-going Activities	% Completion
<ul style="list-style-type: none"> <li>1) UT Health</li> <li>2) UH Community Health Worker Institute</li> <li>3) Texas Southern University</li> <li>4) UH Medical School</li> </ul>	\$1,500,000	Training, Capacity Building, Coordination and Strengthening of Community Health Worker (CHW) Network throughout the city	Just passed council	0%
<ul style="list-style-type: none"> <li>1) CANDO</li> <li>2) Fey y Justicia</li> <li>3) Arab American Cultural Center</li> <li>4) Culture of Health Advancing Together</li> <li>5) Avenue 360</li> <li>6) Mental Health America</li> </ul>	\$2,350,000	Training and Deployment of Community Health Workers among racially/ethnically diverse, linguistically isolated marginalized populations; Infrastructure improvements in mental health care through integrated care model	Just passed council	0%

# CONTRACTS EXECUTED (CONT'D)



Contracted Partners	Funds	Project Description	On-going Activities	% Completion
<p><b>Prevention Institute (National non-profit focused on Health Equity)</b></p>	<p>\$50,000</p>	<p>Equity Awareness and Trainings</p>	<p>Training on building the “Equity Ecosystem”, 10 module Training on “Centering Equity” for HHD, other City Departments and all our contracted partners and community members</p>	<p>25%</p>
<p><b>National Training Institute for Race and Equity (Morehouse College)</b></p>	<p>\$45,500</p>	<p>Training on implicit Bias awareness and mitigation for HHD, other City Departments and all our contracted partners and community members</p>	<p>Partner is collaborating with HHD stakeholders to schedule trainings</p>	<p>10%</p>

# CONTRACTS EXECUTED (CONT'D)



Contracted Partners	Funds	Project Description	On-going Activities	% Completion
<ul style="list-style-type: none"> <li>1) CORE Initiative</li> <li>2) Third Ward Community Cloth</li> <li>3) Houston Area Urban League</li> <li>4) Chinese Community Center</li> <li>5) Texas Tool Belt</li> <li>6) TLC Health and Wellness</li> <li>7) Change Happens</li> <li>8) Cities Changing Diabetes</li> <li>9) Fountain of Praise</li> </ul>	\$1,664,000	Outreach and Education Community Based Organizations (for Vaccine uptake, chronic conditions and disaster preparedness)	Organizations are performing outreach to our priority areas to promote vaccines, address issues related to chronic diseases and disaster preparedness. Each of the above areas are known to disproportionately affect and continue to affect racial and ethnic minorities during the pandemic	35%
Houston Health Foundation	\$4,884,660	Engaging Small Grassroots organizations	Partner is engaging small organizations with little or no infrastructure for outreach and community engagement activities	15%

# CONTRACTS EXECUTED (CONT'D)

Contracted Partners	Funds	Project Description	On-going Activities	% Completion
<b>UH- Health Research Institute</b>	\$500,000	Mobilize partners to build awareness of structural and systemic factors	Engaging healthcare, community advisory groups and community members in understanding the underlying structural factors that perpetuate health inequities	35%
<b>1) Outreach Strategists</b> <b>2) Institute for Spirituality</b> <b>3) Brighter Bites</b>	\$672,000	Building Capacity through multi-sector partnerships; Partner will engage multi-sector partners (Planning, Complete Communities, DON, HISD, HISD Parents, Large Coalition of Faith Partners to advance equity through partnerships, capacity building, empowerment	Just passed Council	0%

# CONTRACTS EXECUTED (CONT'D)

Contracted Partners	Funds	Project Description	On-going Activities	% Completion
<b>1) Tejano Center 2) Free Indeed Community Works CDC 3) Your Houston Inc 4) Outreach Strategists</b>	\$5,000,000	Intermediary-Engaging intermediary organizations to organize and outreach to the community to promote vaccinations, health literacy, chronic diseases and disaster preparedness.	Just passed Council	0%

# Reopening Schools Grant





- Supporting strategies to reduce the spread of COVID-19 and maintain safe operations in K-12 schools as community transmission and/or vaccination rates change:
  - support school districts in COVID-19 screening activities
  - ensure the operation of a safe school environment;
  - promptly detect cases and
  - rapidly deploying control measures as needed

# CONTRACTS WITHIN REOPENING SCHOOLS GRANT



HOUSTON HEALTH  
DEPARTMENT

- Houston Independent School District
- Alief Independent School District
- Aldine Independent School District
- Avondale House (school for kids with special needs)
- Cristo Rey Jesuit School
- Department of State Health Services (Texas DSHS)
  - Several private, charter and ISDs receiving antigen test kits
- 9 contracts; 4 funded and 5 non-funded contracts



# FUNDED CONTRACTS UNDER REOPENING SCHOOLS GRANT



	Funds	Project Description	On-going Activities	% Completion
<b>Fulgent Therapeutics, LLC</b>	\$31,738,816	Conduct large volumes of COVID-19 testing in schools	Weekly screening testing at schools [>100,000 tests conducted (Dec 2021 – May 2022)]	50%
<b>Houston Independent School District (HISD)</b>	\$300,000	Campus level testing COVID-19, HISD will hire health and medical liaisons to assist with sample collection and facilitate the entire process in conjunction with Fulgent Enterprise and the City of Houston	Just approved	pending
<b>Aldine Independent School District (Aldine ISD)</b>	\$1,016,100	Hire support staff to assist with sample collection and facilitate the entire process in conjunction with Fulgent Enterprise	Just approved	pending
<b>Department of State Health Services (DSHS)</b>	\$4,298,000	School -based screening testing activities to support open, in-person K-12 instruction	Through DSHS identified vendors antigen test kits are distributed to schools (both public and private)	50%

- Houston ISD Public Workforce Project
- Focus Areas: Public Health Workforce Response Readiness and Capacity Building; Schools Health Services
- Contract total: \$777,000
- This grant required that 25% of funding be allocated for school services

- Subrecipients are required to submit monthly reports which document achievement toward agreed upon deliverables and metrics per contract
- Monthly reports are reviewed and used to approve payments of invoices submitted

# CONTRACTS PERFORMANCE MONITORING PROCESS



HOUSTON HEALTH  
DEPARTMENT

- **Multiple units (e.g. program, fiscal, grants accounting, contract administration) within HHD collaborate to implement the contract monitoring process in the boxes to the right.**
- **Monitoring includes notifying the subrecipient, performing regular site visits and utilizing fiscal and programmatic tools to ensure compliance with all City Policies and Federal Rules**

DEVELOP MONITORING  
SCHEDULE/AUDIT  
ENGAGEMENT/OFFICIAL  
NOTIFICATION

PERFORM JOINT FISCAL,  
PROGRAM MONITORING/SITE  
VISIT/DESK REVIEW/COMPLETE  
CHECKLIST

ISSUE MANAGEMENT REPORT ON  
MONITORING/AUDITS/TAKE ACTION  
FOR NON-COMPLIANCE



**Thank You**

!