



Mayor Sylvester Turner

CITY OF HOUSTON
POLICE TRANSPARENCY HUB

Crystal Okorafor
Deputy Inspector General

January 26, 2023



AGENDA

- Complaints
 - Data Dashboards Comparison 2021 v. 2022
Harris County District Attorney's Office Cite and Release Comparison since 2020
 - 2022 Changes to HPD Policies
 - Executive Order 1- 67 Update (Use of Force)



COMPLAINTS

How to Submit a Complaint or Compliment

There are several ways you can submit a complaint about an unsatisfactory interaction you had with an officer of the Houston Police Department:

- Through an online form on this website: [English](#) | [Español](#) | [Français](#) | [中文](#) | [Tiếng việt](#) | [عربي](#) PDF)
- Emailing the Office of Policing Reform and Accountability (OPRA) at COH_Policing_Reform@houstontx.gov
- [Contacting](#) the Internal Affairs Division (IAD) of the Houston Police Department

When you complete the online form and include your contact information, OPRA staff will follow up with you within three (3) business days. In order to launch a formal investigation, state law requires you to submit notarized affidavit. OPRA will assist you through that process.

The online form also allows you to submit an anonymous complaint. Because there is no contact information in an anonymous complaint, OPRA cannot follow up and meet the criteria for a formal investigation. However, anonymous complaints are reviewed and may lead to internal, informal investigations.

State law limits disciplinary action at 180 days after the incident, so we encourage you to complete the complaint process within that timeline

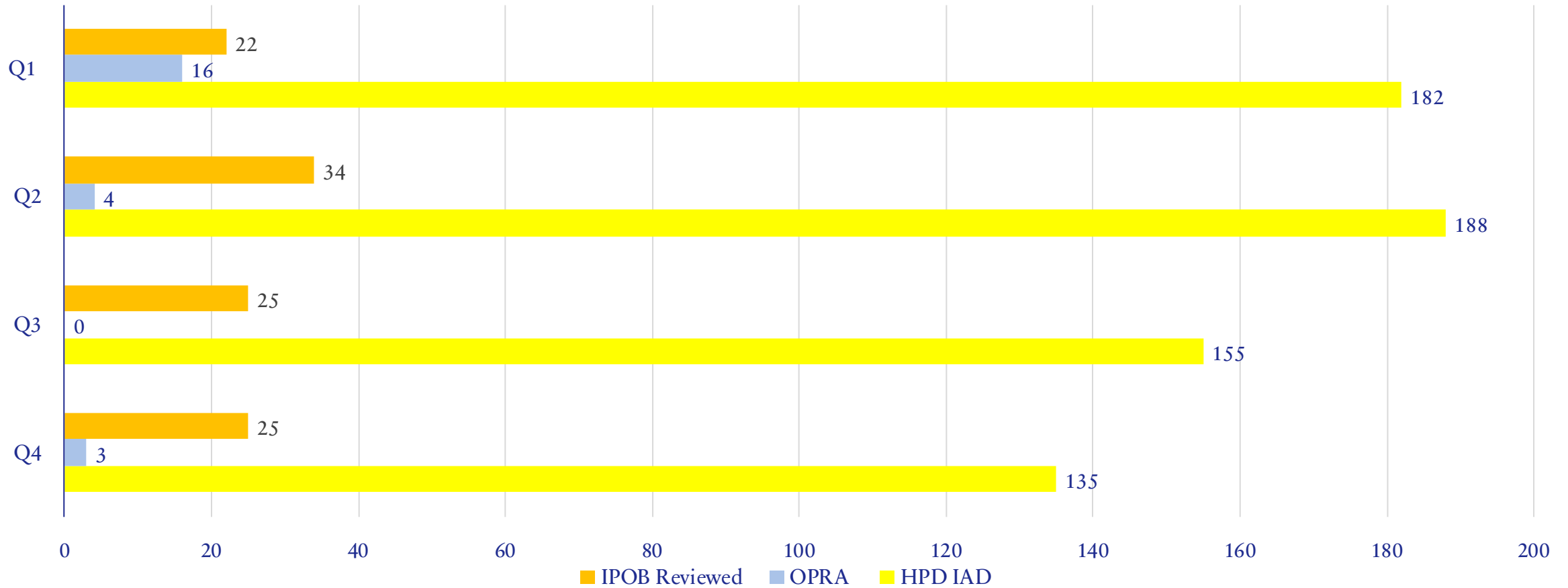
If you wish to submit a compliment regarding an interaction with an Houston Police Department employee please email us at COH_policing_reform@houstontx.gov.



2022 COMPLAINTS OVERVIEW

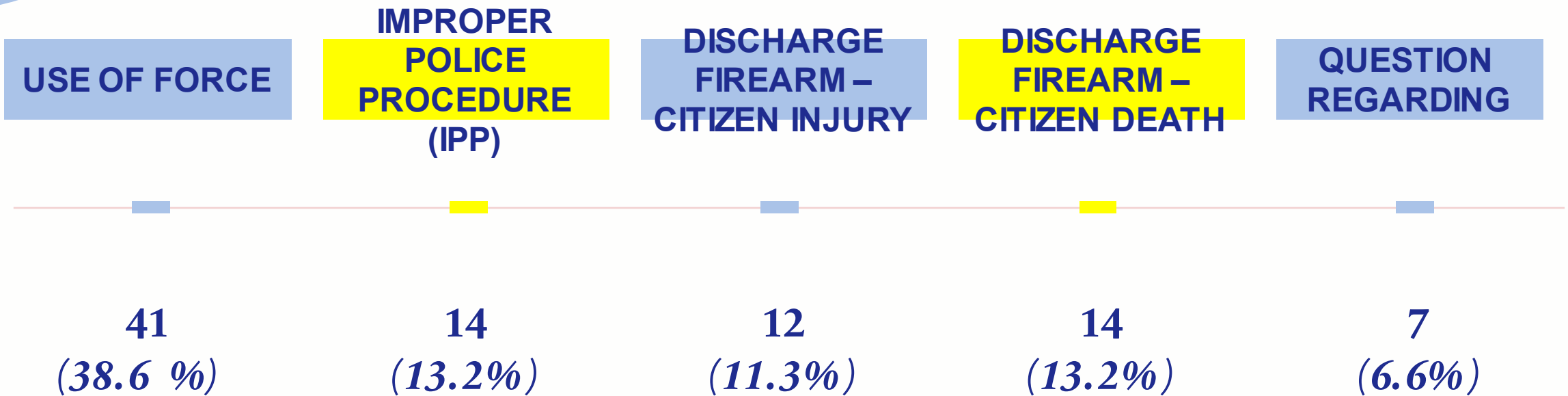
"I just wanted to thank you both for addressing my concerns with the police department. I also want you to know that what you are doing is tremendously positive for the citizens of the City of Houston and I support it 100%..."

Resident, January 2022





INDEPENDENT POLICE OVERSIGHT BOARD 2022 TOP ISSUES REVIEWED



DATA DASHBOARDS

Reminder: This interactive dashboards to monitor the performance of the Houston Police Department. The data behind these dashboards are updated on the second day of each month.

If you would like to know more about the data behind these dashboards, [please download the data dictionary](#) on the website.



CITE AND RELEASE | PROGRAM ELIGIBILITY

Cite and Release refers to incidents where a police officer issued a citation but did not arrest the person. The dashboard includes records for all instances in which the individual met the Cite and Release Program (CAR) eligibility criteria and agreed to participate in the program. Records for criminal mischief, criminal trespass, theft, theft of service, racing on highway, driving while license suspended are included. Marijuana CAR totals are not included in the dashboard.

There are several disqualifications for which individuals who committed the above crimes would be otherwise ineligible for the Cite and Release Program. Individuals are ineligible for participating in the program if they are:

- Younger than 17 years of age.
- Not a resident of Harris County, have outstanding warrants, cannot be positively identified or on parole, etc.
- Individuals charged with Possession of Marijuana (four ounces or less) are not eligible for CAR as they are handled through the Misdemeanor Marijuana Diversion Program (MMDP).

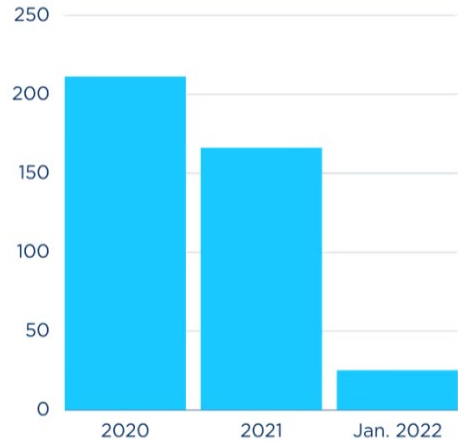
The Mayor’s Executive Order (1-68) and HPD’s policy specify that HPD officers shall issue citations to suspects accused of committing eligible offenses instead of arresting and booking the suspect through the Harris County Joint Processing Center (JPC). The CAR dataset represents those individuals eligible for program participation.

Cite and Release Program			
Offense Type	2021	2022	Total
CRIM MISCH >=100 <\$750	23	14	37
CRIM TRES HAB/SHLTR/SUPRFUND/INFSTR	1	0	1
CRIMINAL MISCHIEF >=\$750<\$2,500	0	0	0
CRIMINAL TRESPASS	0	1	1
DRIVING WHILE LIC SUSPENDED	1	0	1
DRIVING WHILE LIC SUSPENDED - 2ND	1	0	1
DRV W/LIC INV W/PR CN/SUS/W/O FI RE	3	0	3
RACING ON HIGHWAY	1	0	1
THEFT <\$100 W/PREV CONVICTION	0	0	0
THEFT >=\$100<\$750	84	120	204
THEFT >=\$750 <\$2,500	0	0	0
THEFT AGGREGATE =>\$100<\$750 1CW	4	1	5
THEFT OF SERVICE >=\$100<\$750	1	1	2
Grand Total	119	137	256



CITE AND RELEASE | HARRIS COUNTY

Cite-and-Release Cases in Harris County

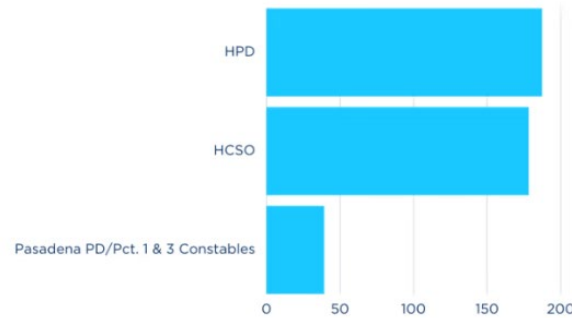


Source: Harris County District Attorney's Office

The number of cite-and-release cases in Harris County from 2020 through January 2022.

Cite-and-Release Cases in Harris County

Cases filed by agency between 2020-Jan. 2022



Source: Harris County District Attorney's Office

The cite-and-release cases filed by agencies in Harris Co.

Cite-and-Release Cases in Harris County

Cases filed 2020-Jan. 2022



Source: Harris County District Attorney's Office

The types of crime that officers filed cite-and-release cases in Harris County.

TRAFFIC STOPS

Data about traffic stops allow you to look at the reasons behind a traffic stop, the reasons behind a search, and the demographics of the person being stopped.

Article 2.131 of the Texas Code of Criminal Procedure requires police departments to submit an annual report of traffic stops for transparency about racial profiling.

Traffic Stop - Two Year Comparison				
Sum of Stop Count Reason For Stop	Year		Grand Total	Stop Variances
	2021	2022		
MOVING TRAFFIC VIOLATION	145,053	166,440	311,493	21,387
VEHICLE TRAFFIC VIO (EQUIP.)	46,126	81,023	127,149	34,897
VIOLATION OF LAW OTH THAN TRAFFIC	4,339	6,449	10,788	2,110
PRE-EXISITING KNOW (WARRANT)	3,847	3,843	7,690	-4
Grand Total	199,365	257,755	457,120	

Traffic Stop - Subject Race or Ethnicity	
Row Labels	Sum of Count
2021	199,365
Black	72,175
36.20%	72,175
Hispanic	63,869
32.04%	63,869
Other	12,503
6.27%	12,503
White	50,818
25.49%	50,818
2022	257,755
Black	92,202
35.77%	92,202
Hispanic	78,936
30.62%	78,936
Other	14,824
5.75%	14,824
White	71,793
27.85%	71,793
Grand Total	457,120

Traffic Stop - Result of Traffic Stop			
Sum of Count Row Labels	2021	2022	Grand Total
Arrested	7,592	8,135	15,727
Arrested/Ticketed	3,144	3,900	7,044
Release/Warned	83,495	125,579	209,074
Ticketed	105,134	120,141	225,275
Grand Total	199,365	257,755	457,120

City of Houston Office of Policing Reform & Accountability | 1/12/2023



TRAFFIC STOPS

HOUSTON POLICE DEPARTMENT 2021 Annual Racial Profiling Report



RACIAL PROFILING

The Houston Police Department (HPD) prohibits the practice of racial profiling and has established policies, provided training to its officers, and instituted a process to monitor traffic stops.

STATISTICS SUMMARY

HPD conducted 203,671 traffic stops in 2021, 6.27% fewer stops than the previous year. Traffic stops were most often a result of moving traffic violations (146,894) and searches (16,951) were conducted in 8.3% of all stops. Contraband (6,167) was found 36.4% of the time. In all, HPD effected 11,095 arrests, issued 108,889 tickets, and 86,886 warnings as a result of traffic stops in 2021. Ten (10) racial profiling complaints were filed against HPD during the reporting period. Of the complaints, nine (9) were unfounded and one (1) is still pending investigation.

FILING COMPLAINTS

Discrimination in any form, including racial profiling, is strictly prohibited and the department will take immediate and appropriate action to investigate allegations of discrimination. Any person who believes he or she has been stopped, searched, or inappropriately ticketed or arrested based on racial, ethnic or national origin profiling should file a complaint.

HOUSTON DEMOGRAPHICS COMPARISON

	Houston*	2020 Racial Profiling
Population	2,304,580	203,671
Asian/Pacific Islander	7%	4%
Black	22%	36%
Hispanic	44%	32%
White	24%	25%
Unknown/Other	3%	2%
TOTAL PERCENTAGE	100%	100%

*Source: U.S. Census Bureau; 2020 American Community Survey 5-Year Estimates

TRAFFIC STOPS BY RACE & GENDER

	Female	Male	Total	% of Total
Alaskan/Native American	128	489	617	0.30%
Asian/Pacific Islander	2,350	5,518	7,868	3.86%
Black	23,331	50,401	73,732	36.20%
Hispanic	15,491	50,113	65,604	32.21%
White	16,173	35,501	51,674	25.37%
Unknown/Other	1,364	2,812	4,176	2.05%
TOTAL	58,837	144,834	203,671	100.00%

2020 COMPARISON

Total	% Change
531	16.20%
8,781	-10.40%
81,917	-9.99%
67,987	-3.51%
53,943	-4.21%
4,129	1.14%
217,288	-6.27%

REASON FOR TRAFFIC STOP

	Moving Traffic Violation	Pre-Existing Knowledge	Vehicle Traffic Violation	Violation of Law (non-traffic)	Total	% of Total
Alaskan/Native American	484	6	121	6	617	0.30%
Asian/Pacific Islander	6,930	43	810	85	7,868	3.86%
Black	50,859	1,474	19,932	1,467	73,732	36.20%
Hispanic	43,372	1,632	18,484	2,116	65,604	32.21%
White	41,141	757	9,026	750	51,674	25.37%
Unknown/Other	4,108	0	68	0	4,176	2.05%
TOTAL	146,894	3,912	48,441	3,893	203,671	100.00%

REASON FOR SEARCH

	Probable Cause	Incident to Arrest	Consent	Inventory	Contraband in Plain View	Total
Alaskan/Native American	12	5	9	1	1	28
Asian/Pacific Islander	54	69	37	18	1	179
Black	4,027	2,273	2,904	574	146	9,924
Hispanic	927	1,127	765	288	52	3,158
White	1,090	1,092	1,053	377	45	3,657
Unknown/Other	3	1	0	1	0	5
TOTAL	6,113	4,567	4,767	1,097	245	16,951



USE OF FORCE

The Use of Force dashboard visualizes data about HPD encounters and outcomes where force was required. It allows you to filter based on the reason for the encounter, the outcome of the encounter, and the race/ethnicity of the subject and officer.

Use of Force			
Reason for Incident Action	2021	2022	Total
Call For Service	16,333	23,475	39,808
Civil Disorder	53	10	63
Felony Stop	2,463	423	2,886
On-View	2,188	598	2,786
Serving a Warrant	1,213	766	1,979
Traffic Stop	2,572	4,406	6,978
Unexpected Encounter	41	4	45
(blank)	7,175	4,374	11,549
Grand Total	32,038	34,056	66,094

Use of Force			
Subject Outcome	2021	2022	Total
Complaint of injury, none observed	916	1,943	2,859
Death	28	60	88
Injury, observed	1,393	5,862	7,255
No complaint of injury	5,778	936	6,714
None	12,561	22,583	35,144
Serious Bodily Injury	0	184	184
(blank)	11,362	2,488	13,850
Grand Total	32,038	34,056	66,094



DISCIPLINARY ACTIONS

The HPD Disciplinary Actions dashboard allows you to view a history of disciplinary actions, the reasons for the discipline, and the outcomes of the action. The dashboard provides this data down to the individual officer, as well as how long they have been on HPD's force at the time of discipline.

Discipline			
Disciplinary Outcome	2021	2022	Total
No Action	0	1	1
Positive Discipline	0	7	7
Suspended	249	165	414
Written Reprimand	178	215	393
Grand Total	427	388	815



DISCIPLINARY ACTIONS

Discipline			
Disciplinary Reason	2021	2022	Total
Absent Without Leave	0	1	1
Accident Back Unsafely	3	2	5
Accident Driving Wrong Way	0	1	1
Accident Failed to Control Speed	19	10	29
Accident Failure to Place Vehicle in Park	1	0	1
Accident Failure to Yield Right of Way	4	5	9
Accident Following Too Close	1	0	1
Accident Illegal Turn	0	3	3
Accident Ran Red Light	5	3	8
Accident Unsafe Lane Change	5	1	6
Allowed Escape of Prisoner	3	0	3
Attention to Duty	11	10	21
BWC Violation	38	47	85
City Property Damaged	1	0	1
City Property Improper Control	0	3	3
City Property Lost	14	11	25
City Property Private Property Accident	13	7	20
Computer Usage	2	2	4
Did Not Attempt to Qualify	0	1	1
Discourteous Citizen	2	1	3
Disrespect for Supervisor	2	4	6
Failed to Know Procedure	3	0	3
Failed to Obey	2	0	2
Failed to Report for Duty	1	2	3
Failed to wear seat belt.	7	6	13
Failure to Inspect Vehicle	0	2	2
Failure to Maintain Single Lane	5	1	6

Discipline			
Disciplinary Reason	2021	2022	Total
Failure to Use Due Caution	35	28	63
Improper Care of Prisoner	3	1	4
Improper Conduct	10	14	24
Improper Control Firearm	4	1	5
Improper Control of Property/Evidence	7	5	12
Improper Inventory	1	0	1
Improper Procedure	64	42	106
Improper Response to Call	0	1	1
Improper Search	0	4	4
Improper Use of Discretion	0	1	1
Incomplete Search of Prisoner	14	11	25
In-Service Training Violation	0	1	1
Insulting Citizen	7	4	11
Internal Directives	2	2	4

DISCIPLINARY ACTIONS

Discipline			
Disciplinary Reason	2021	2022	Total
Lost Property/Evidence	4	2	6
No Report Made	11	17	28
Not Permitted by Policy	0	2	2
Not Wearing Seatbelt	3	4	7
Profanity Citizen	7	6	13
Refused to Give Name/Badge	2	0	2
Refused to Obey (Aggravated)	0	1	1
Respect Fellow Employees	10	3	13
Sleeping on Duty	0	1	1
Sound Judgment	83	99	182
Struck, Kicked, Hit Suspect or Prisoner	1	3	4
Supervisory Authority Misconduct	7	8	15
Tardiness	4	1	5
Threatening Citizen	0	1	1
Untimely Report	3	1	4
Untruthful Oral	1	0	1
Worked Without Permit	2	1	3
Grand Total	427	388	815

HPD DIVERSITY

The HPD Diversity dashboard shows the diversity of the department by rank, as well as the demographics of the City of Houston at large.

Employee demographic data (January ESD Reports)


Average age of Employee (2021) = 41.95 Classified; 45.45 Civilian

Average age of Employee (2022) = 45.0 Classified; 47.01 Civilian

Employee Diversity (2021)			
	Civilian	Classified	Total
Female	633	900	1,533
Asian/Pacific Islander	42	33	75
Black	309	276	585
Hispanic	167	305	472
Native American/Alaskan Native	1	2	3
White	114	284	398
Male	429	4,323	4,752
Asian/Pacific Islander	58	385	443
Black	113	797	910
Hispanic	118	1,269	1,387
Native American/Alaskan Native	1	10	11
White	139	1,862	2,001
Grand Total	1,062	5,223	6,285

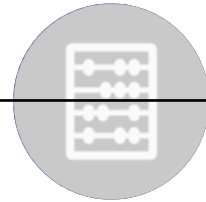
Employee Diversity (2022)			
	Civilian	Classified	Total
Female	612	909	1,521
Asian/Pacific Islander	40	33	73
Black	311	268	579
Hispanic	154	327	481
Native American/Alaskan Native	1	3	4
White	106	278	384
Male	415	4,321	4,736
Asian/Pacific Islander	59	400	459
Black	111	819	930
Hispanic	117	1,287	1,404
Native American/Alaskan Native	0	11	11
White	128	1,804	1,932
Grand Total	1,027	5,230	6,257

POLICIES & RESOURCES



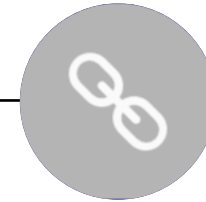
GENERAL ORDER 500-06 JUVENILE & YOUNG ADULT ENCOUNTERS JUNE 8, 2022

- Policy regarding contact with a juvenile was changed. Previously, an officer was required to complete an incident report for every juvenile contact made in the field. This was changed to exclude casual and incidental contacts, which saves officers time in the field since they do not have to complete an incident report.
- Officers shall document all incidents with juvenile involvement in an incident report, excluding casual or incidental contact.



GENERAL ORDERS 600-14 SEXUAL ASSAULTS AUGUST 1, 2022

- Policy was changed regarding how officers conduct interviews for juvenile victims of sexual assault. This was done to protect the integrity of the investigation and allow for a better and more thorough investigation.
- Juvenile sexual abuse complainants should be forensically interviewed; therefore, officers should refrain from interviewing juvenile complainants beyond what is needed to establish a crime occurred.

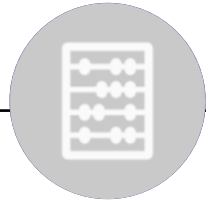


GENERAL ORDERS 600-08 MISSING, KIDNAPPED & FOUND PERSONS MAY 12, 2022

- Policy was changed to have officers list a missing person as MSP, previously required to list missing person as wanted, as a result of this change the chance that a missing person could be handles as a fugitive/wanted person has been reduced or eliminated.
- ~~Even though it is not a crime to be missing, a missing person's information is entered into the suspect screen under "W" for wanted. This will make the missing person's name flash in the suspect screen. The missing person's information shall be listed as "MSP" for missing person in the report, not "W" for wanted.~~

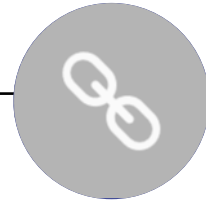


POLICIES & RESOURCES



GENERAL ORDER 500-06 JUVENILE & YOUNG ADULT ENCOUNTERS JUNE 8, 2022

- Policy was changed, now requires Officers to attempt de-escalation based on the age of the juvenile or young adult involved in a particular incident. Previously, officers were only required to limit the use of force or physical contact to only the amount reasonably necessary.
- Officers responding to incidents involving juveniles or young adults where use of force is likely shall attempt to de-escalate in a manner that reflects an age-appropriate approach, whenever feasible under the circumstances.




GENERAL ORDERS 500-06, JUVENILE & YOUNG ADULT ENCOUNTERS JUNE 8, 2022

- This policy was changed to include definitions for juvenile and young adult. This helps clarify which legal procedures should be followed based on the age of the individual involved in a particular incident.
- **DEFINITIONS**
- **Juvenile.** A person younger than 17 years of age.
- **Young Adult.** A person who is 17 to 19 years of age.

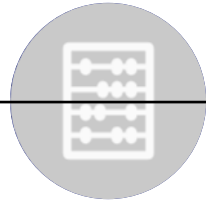


POLICIES & RESOURCES



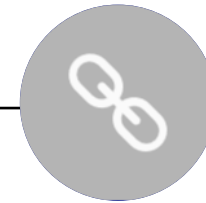
GENERAL ORDER 600-17 USE OF FORCE MARCH 4, 2022

- Policy was changed to include definitions for "neck restraints" and "chokehold," and now includes wording that prohibits these techniques.
- Officers shall not use vascular neck restraints, chokeholds, or any similar neck restraint, whether by using an object or a body part, unless there is an objectively reasonable belief that it is necessary to prevent serious bodily injury or death to the officer or any other person. These techniques, which shall not be taught by Training Division, are considered a use of deadly force.



GENERAL ORDERS 600-17 USE OF FORCE MARCH 4, 2022

- Policy was changed to align with new state law regarding the requirement for officers to request medical personnel to a scene.
- Any officer who encounters any injured person while discharging the officer's official duties, including but not limited to a person injured due to a use of force by any officer, shall immediately request emergency medical services as necessary.



GENERAL ORDERS 600-17 USE OF FORCE MARCH 4, 2022

- Policy was changed to be in line with state law and now places a requirement on officers to intervene when any excessive use of force is witnessed.
- An officer has a duty to intervene to stop or prevent another peace officer, regardless of rank, from using force against a suspect if the amount of force exceeds that which was reasonable under the circumstances and the officer knows or should know that the other officer's use of force has one or more of the following characteristics:

EXECUTIVE ORDER 1-67 (USE OF FORCE)

Overview: The E.O. covers the police department's response to resistance, de-escalation, use of deadly force, prohibited techniques, and no-knock warrants. It codifies prohibited techniques, such as neck restraints or chokeholds, which cannot be used unless objectively necessary to prevent imminent serious bodily injury or death to the officer or others.

- Trainings
- Requirements
 - Response to Resistance
 - De-escalation
 - Use of Deadly Force
 - Shooting at Moving Vehicles
 - Prohibited Techniques
 - No-knock Warrants
 - Duty to Intercede

THANK YOU

Crystal Okorafor

Office of Policing Reform & Accountability

900 Bagby, 4th Floor

Houston, TX 7700

Contact: (832) 393-OPRA

Email: COH_Policing_Reform@houstontx.gov

Website: <https://www.houstontx.gov/policing-reform.html>