



# Housing and Community Affairs Committee

Keith W. Bynam, Director  
March 31, 2022



# Agenda

- I. Welcome/Introductions
- II. Planning & Grants Management
- III. Finance
- IV. Single Family
- V. Public Services
- VI. Multifamily
- VII. Director's Comments

# **II. PLANNING & GRANTS MANAGEMENT**

Derek Sellers, Deputy Director

## II. Submission of 2022 Annual Action Plan (All Districts)

An Ordinance authorizing submission of the 2022 Annual Action Plan to the U.S. Department of Housing and Urban Development (HUD);

For \$48,325,517.00 in federal funds and \$281,336.00 in Program Income for HUD Program Year 2022;

And the Execution of the Agreements between the City and HUD for the entitlement grants (and related forms and documents) by the Mayor, or the Mayor's designee.

## II. Submission of 2022 Annual Action Plan (All Districts)

Funding priorities of the 2022 Annual Action Plan include:

- Affordable home development,
- Supportive services,
- Infrastructure and Neighborhood Facilities,
- and Economic Development.

# Federal Entitlement Grants

## CDBG

Community Development Block Grant

- Housing
- Public services
- Public facilities
- Economic Development

## HOME

HOME Investment Partnerships Grant

- Affordable homes for:
- Renters
  - Owners

## HOPWA

Housing Opportunities for Persons with AIDS

Housing & social services for persons with HIV/AIDS and their families

## ESG

Emergency Solutions Grant

- Shelter and support services for:
- Homeless persons
  - Persons at-risk of homelessness

# 2022 Entitlement Grant Allocations

**Total:**  
**\$48,606,853\***

## **CDBG**

Community Development  
Block Grant

\$25,151,927\*

## **HOME**

HOME Investment  
Partnerships Grant

\$10,464,571\*

## **HOPWA**

Housing Opportunities for  
Persons with AIDS

\$10,884,807

## **ESG**

Emergency  
Solutions Grant

\$2,105,548

*HUD has not released the PY 2022 allocations, and the allocations presented are estimates*

*\*Amounts includes estimated Program Income (CDBG - \$122,943 and HOME - \$158,393)*

# 2021 & 2022 Allocations - CDBG

Community Development Block Grant

Community Development Block Grant	2021 AMOUNT	2021 PERCENT	2022 AMOUNT	2022 PERCENT
Public Services	\$3,723,755	14.8%	\$3,717,978	14.8%
ESG Match	\$500,000	1.9%	\$500,000	1.9%
Public Facilities and Improvements	\$5,642,442	22.4%	\$5,240,000	20.8%
Home Repair	\$5,642,444	22.4%	\$5,248,101	20.9%
Homeownership Assistance	\$900,000	3.6%	\$1,800,000	7.2%
Economic Development	\$100,000	0.4%	\$750,000	3.0%
Code Enforcement	\$3,065,463	12.2%	\$2,865,463	11.4%
Lead-Based Paint	\$75,000	0.3%	\$0	0%
Housing Services	\$500,000	2.0%	\$0	0%
Program Administration	\$5,037,265	20.0%	\$5,030,385	20.0%
<b>TOTAL*</b>	<b>\$25,186,379</b>	<b>100.0%</b>	<b>\$25,151,927</b>	<b>100.0%</b>

*HUD has not released the PY2022 allocations, and the allocations presented are estimates. The budget will be updated according to the percentages presented.*

CITY OF HOUSTON \* HOUSING AND COMMUNITY DEVELOPMENT DEPARTMENT





# 2021 & 2022 Allocations - HOME



HOME Investment Partnerships Grant	2021 AMOUNT	2021 PERCENT	2022 AMOUNT	2022 PERCENT
Multifamily Home Rehabilitation and Development	\$ 5,143,523	49.3%	\$ 7,672,187	73.3%
Single Family Housing Development	\$ 1,745,926	16.7%	\$ 1,745,927	16.7%
Tenant Based Rental Assistance	\$2,500,000	24.0%	\$0	0%
Administration	\$ 1,043,272	10.0%	\$ 1,046,457	10.0%
<b>TOTAL*</b>	<b>\$10,464,571</b>	<b>100.0%</b>	<b>\$10,464,571</b>	<b>100.0%</b>

*HUD has not released the PY 2022 allocations, and the allocations presented are estimates. The budget will be updated according to the percentages presented.*



# 2021 & 2022 Allocations - HOPWA

Housing Opportunities for Persons with AIDS	2021 AMOUNT	2021 PERCENT	2022 AMOUNT	2022 PERCENT
Operating Costs	\$2,351,795	21.6%	\$1,000,000	9.2%
Supportive Services	\$2,268,670	20.8%	\$2,500,000	23.0%
Project or Tenant Based Rental Assistance	\$2,535,172	23.3%	\$4,800,000	44.1%
Short-term Rent, Mortgage, & Utility Subsidies	\$2,535,172	23.3%	\$1,493,263	13.7%
Resource Identification	\$105,518	1.0%	\$65,000	0.6%
Grantee Administration	\$326,544	3.0%	\$326,544	3.0%
Sponsor Administration	\$761,936	7.0%	\$700,000	6.4%
<b>TOTAL</b>	<b>\$10,884,807</b>	<b>100.0%</b>	<b>\$10,884,807</b>	<b>100.0%</b>

HUD has not released the PY 2022 allocations, and the allocations presented are estimates. The budget will be updated according to the percentages presented.



# 2021 & 2022 Allocations - ESG



Emergency Solutions Grant	2021 AMOUNT	2021 PERCENT	2022 AMOUNT	2022 PERCENT
Homeless Management Information System	\$ 84,222	4.0%	\$ 85,000	4.0%
Emergency Shelter	\$ 757,997	36.0%	\$ 1,000,000	47.5%
Homeless Prevention	\$ 536,915	25.5%	\$ 362,632	17.2%
Rapid Rehousing	\$ 568,498	27.0%	\$ 500,000	23.8%
Administration	\$ 157,916	7.5%	\$ 157,916	7.5%
<b>TOTAL</b>	<b>\$ 2,105,548</b>	<b>100.0%</b>	<b>\$ 2,105,548</b>	<b>100.0%</b>

*HUD has not released the PY 2022 allocations, and the allocations presented are estimates. The budget will be updated according to the percentages presented.*



# 2022 Annual Action Plan

30-day public comment period for the Draft 2022 Annual Action Plan

- **Comment Period:** March 11 – April 10, 2022

- **Ways to Comment:**

**Online:** [bit.ly/2022AAP](https://bit.ly/2022AAP)

**Email:** [HCDDPlanning@Houstontx.gov](mailto:HCDDPlanning@Houstontx.gov)

**Voicemail:** 832-394-5400

**Mail:** HCDD

Attn: Planning & Grants Management

2100 Travis St., 9<sup>th</sup> Floor

Houston, TX 77002





# SPRING 2022 - VIRTUAL COMMUNITY MEETINGS

MARCH 31<sup>ST</sup> AT 3PM | APRIL 6<sup>TH</sup> AT 6PM

## WAYS TO PARTICIPATE LIVE

MICROSOFT TEAMS: [BIT.LY/2022SPH](https://bit.ly/2022SPH)

HTV

FACEBOOK LIVE @HOUSTONHCDD

CALL IN US(TOLL): 1-936-755-1521

ENGLISH PARTICIPANT CODE: 588 312 814#

SPANISH PARTICIPANT CODE: 893 762 513#

# III. FINANCE

Temika Jones, Assistant Director & CFO

### III. 2022 TIRZ Funding (All Districts)

An Ordinance *appropriating* \$12,797,035.84 of TIRZ Affordable Housing Funds for single-family disaster recovery activities and administer HCDD's affordable home activities.

For direct program activities, specific contracts will be brought to Council for allocation in accordance with local procurement rules.

A description of each TIRZ funding category follows:

# III. 2022 TIRZ Funding (All Districts)

Category	Total Amount	Description
<b>Disaster Recovery Program</b>	\$7,000,000.00	Funding for disaster recovery program costs deemed ineligible and/or disallowed
<b>Affordable Housing Administration &amp; Federal/State Grant Leveraging Information Technology</b>	\$2,249,716.83	Administrative cost for administering local, state, and federal funded activities by HCDD
<b>Rent</b>	\$900,000.00	Expenditures related to Disaster Recovery Information System and OnBase Support
<b>Homelessness</b>	\$300,000.00	Office Space for HCDD (2100 Travis)
<b>Single Family &amp; Multifamily</b>	\$347,319.01	Efforts leading to permanent homes for homeless individuals and families
<b>Total</b>	<b>\$12,797,035.84</b>	Single family activities and multifamily activities including, but not limited to single family home repair and down payment assistance, multifamily rehabilitation, new construction, and activity delivery cost.





# **IV. SINGLE FAMILY**

Cedrick LaSane, Deputy Assistant Director

# IV.a. Amended & Restated NHDP Guidelines (All Districts)

An Ordinance authorizing a Second Amendment to the Amended and Restated New Home Development Program (NHDP) Guidelines, to include Amendments to:

- The acquisition process;
- Contractor assignment and standard pricing regulations;
- Financial assistance;
- Homebuyer eligibility requirements;
- Rate of forgiveness on NHDP loans;
- Insertion of a contractor scorecard; and
- Updates to various definitions.

## IV.a. Amended & Restated NHDP Guidelines (All Districts)

The NHDP provides newly constructed affordable single-family homes for low- to moderate-income qualified homebuyers on scattered lots.

The NHDP Guidelines state the basic requirements, policies, and procedures governing the program for current and future NHDP allocations.

HCDD staff will administer the program in conformity with regulations.

## IV.a. Amended & Restated NHDP Guidelines (All Districts)

The City will contract the construction of homes on scattered lots owned or acquired by the Houston Land Bank (HLB), that will sell the homes to approved homebuyers.

The aforementioned Amendment to the NHDP Guidelines is funded through TIRZ Affordable Housing Funds.

## IV.b. NHDP Master Contractor Agreements (All Districts)

An Ordinance allocating \$13,282,615.00 in Uptown TIRZ Series 2021 Affordable Homes Funds (previously appropriated);

For the City of Houston New Home Development Program (NHDP) pursuant to Ordinance 2021-354,

To the Master Contractor Agreements (MCA) for the following contractors:

## IV.b. NHDP Master Contractor Agreements (All Districts)

1. SLSCO, LTD.
2. HABITAT FOR HUMANITY, INC
3. MAYBERRY HOMES, INC
4. REBUILDING TOGETHER HOUSTON
5. JAMES W. TURNER CONSTRUCTION, LTD.
6. PMG CONSTRUCTION, INC and
7. DSW HOMES, LLC

## IV.b. NHDP Master Contractor Agreements (All Districts)

The NHDP provides newly constructed, affordable single-family homes for low- to moderate-income qualified homebuyers on scattered lots.

Funding under the MCAs will be expended through the Tri-Party Agreements (TPA) between the City, Houston Land Bank (HLB), and selected NHDP Contractors for each project.

The total for all Tri-Party Agreement amounts will not exceed the allocated funding available.

# IV.b. NHDP Master Contractor Agreements (All Districts)

Single Family Activities	Funding Amount	Proposed Units	Program Cost	Activity Delivery Cost
<b>New Home Development Program (NHDP), Scattered Lots</b>	\$13,282,615.00	53	\$11,954,353.50	\$1,328,261.50



# NHDP Architectural Designs



# NHDP Architectural Designs



# NHDP Architectural Designs



# NHDP Architectural Designs



# NHDP Architectural Designs



# **V. PUBLIC SERVICES**

Melody Barr, Deputy Assistant Director

# V.a. AIDS Foundation Houston (Residences) (Districts D, H, J)

An Ordinance authorizing a Third Amendment to the Contract between the City of Houston and AIDS Foundation Houston Inc.,

Providing up to \$1,599,792.00 in HOPWA funds,

To operate and maintain three separate multi-unit residential facilities with supportive services for low-income persons and families living with HIV/AIDS.

# V.a. AIDS Foundation Houston (Residences) (Districts D, H, J)

Supportive services at each residence include:

- Case management
- Life skills training
- Nutritional services
- Substance abuse and
- Mental health counseling

Operating costs include property management, utilities, property insurance and more. The City provides approximately 69% of the budget for this program.



# V.a. AIDS Foundation Houston (Residences) (Districts D, H, J)

(Through January 2022)

**Facility A** surpassed the goal of serving 80 unduplicated individuals, by serving 94 unduplicated individuals.

**Facility B** surpassed the goal of serving 22 unduplicated individuals, by serving 24 unduplicated individuals.

**Facility C** has served 30 unduplicated cisgender and transgender women; which is 94% of their goal of 32 unduplicated women living with HIV/AIDS.

# V.a. AIDS Foundation Houston (Residences) (Districts D, H, J)

Category	Total Contract Amount	Percentage
Supportive Services	\$371,698.00	23.23%
Operations: Facility A	\$418,227.00	26.14%
Operations: Facility B	\$347,694.00	21.73%
Operations: Facility C	\$350,188.00	21.89%
Administrative	\$111,985.00	7.00%
<b>Total</b>	<b>\$1,599,792.00</b>	<b>100.00%</b>

As of January 2022, AIDS Foundation Houston, Inc. utilized approximately 87% of their funding and had no findings on the annual compliance monitoring.

## V.b. Access Care of Coastal Texas (All Districts)

An Ordinance authorizing a Third Amendment to the Subrecipient Agreement between the City of Houston and Access Care of Coastal Texas, Inc.

Providing \$858,460.00 in Housing Opportunities for Persons with AIDS (HOPWA) funds,

To fund TBRA; STRMUA; PHPS; and Supportive services for 124 low-income households with HIV/AIDS.

## V.b. Access Care of Coastal Texas (All Districts)

Housing assistance will be provided as follows:

- Tenant Based Rental Assistance (TBRA) for 50 households,
- Short Term Rent, Mortgage and Utility Assistance (STRMUA) for 50 households, and
- Permanent Housing and Placement Services (PHPS) for 24 households of persons living with HIV/AIDS.

Supportive services include PHPS, case management, nutrition and transportation services.

# V.b. Access Care of Coastal Texas (All Districts)

Category	Total Contract Amount	Percent
TBRA	\$499,894.00	58.23%
STRMUA	\$175,100.00	20.40%
Supportive Services	\$120,600.00	14.05%
Administrative	\$38,500.00	4.48%
PHPS	\$24,366.00	2.84%
<b>Total</b>	<b>\$858,460.00</b>	<b>100.00%</b>

The City provides approximately 61% of the costs for this HOPWA project. As of January 2022, ACCT has expended approximately 70% of funding and served 100% of their overall client goal. There were no findings on the annual compliance monitoring.

# V.c. SEARCH Homeless Services (SEARCH) (District I)

An Ordinance authorizing a Third Amendment to a Subrecipient Agreement between the City of Houston (City) and SEARCH Homeless Services (SEARCH),

Providing up to \$132,579.00 in Housing Opportunities for Persons with AIDS (HOPWA) funds

For administration and operations of SEARCH's Foshee Family House of Tiny Treasures, an early childhood development childcare facility for families living with HIV/AIDS.

# V.c. SEARCH Homeless Services (SEARCH) (District I)

SEARCH will provide developmentally appropriate childcare services to a minimum of ten HOPWA-eligible households; including 16 unduplicated children and 35 family members.

Supportive services include case management, transportation, counseling for the caregiver, various therapies for children, and referral services to support basic and emotional needs.

# V.c. SEARCH Homeless Services (SEARCH) (District I)

Category	Amount	Percent
Supportive Services	\$123,305.00	93.00%
Administrative	\$9,274.00	7.00%
<b>Total</b>	<b>\$132,579.00</b>	<b>100%</b>

As of December 2021, SEARCH had served 10 unduplicated HOPWA-eligible households and a total of 26 beneficiaries, utilizing approximately 52% of funding.

The City provides 43% of the program's budget. SEARCH has received funding through the City for various contracts since 1996. There were no findings on the annual compliance monitoring.



# V.d. The Coalition for the Homeless HMIS (All Districts)

An Ordinance authorizing a Third Amendment to the Contract between the City and the Coalition for the Homeless of Houston/Harris County

Providing \$84,130.00 of Emergency Solutions Grant (ESG) funds and \$66,005.00 in Housing Opportunities for Persons with AIDS funds

For the operation and maintenance of the Homeless Management Information System, used to track services received by homeless recipients.

# V.d. The Coalition for the Homeless HMIS (All Districts)

HMIS enables HCDD to track households receiving assistance through the ESG and HOPWA Programs, reduce duplication of client services, and minimize errors in data reporting.

HUD encourages ESG/HOPWA grantees and project sponsors to participate in the HMIS to improve coordination and to enhance beneficiary access to other homeless and community assistance programs.

# V.d. The Coalition for the Homeless HMIS (All Districts)

Category	ESG	HOPWA	Total	Percent
Program	\$84,130.00	\$61,479.72	\$145,609.72	97%
Administrative	\$0	\$4,525.28	\$4,525.28	3%
<b>Total</b>	<b>\$84,130.00</b>	<b>\$66,005.00</b>	<b>\$150,135.00</b>	<b>100%</b>

The Coalition began receiving funding for HMIS operations through the City in 2012. This Third Amendment provides funding through April 30, 2023.

As of December 2021, the Coalition has operated and maintained the HMIS for the City, utilizing approximately 80% of funding. There were no findings on the annual compliance monitoring.

# VI. Multifamily

Ana Martinez, Deputy Assistant Director

## VI. OST Lofts (District I)

An Ordinance authorizing \$18,000,000.00 of CDBG-DR17 funds, for a Contract between the City and the Tejano Center for Community Concerns, Inc. (Borrower).

For the land acquisition and new development of OST Lofts, to be located at 5520 Old Spanish Trail, Houston, TX 77023

To provide affordable rental homes for low-to moderate-income Houstonians.

## VI. OST Lofts (District I)

OST Lofts will be a 130-unit affordable multi-family development on 5.4 acres in District I southeast of the University of Houston Central Campus and its new medical school.

Eighty percent of the units are restricted towards residents earning 60% the AMI and below.

The proposed unit distribution is 74 one-bedroom, 44 two-bedroom, and 12 three-bedroom units.

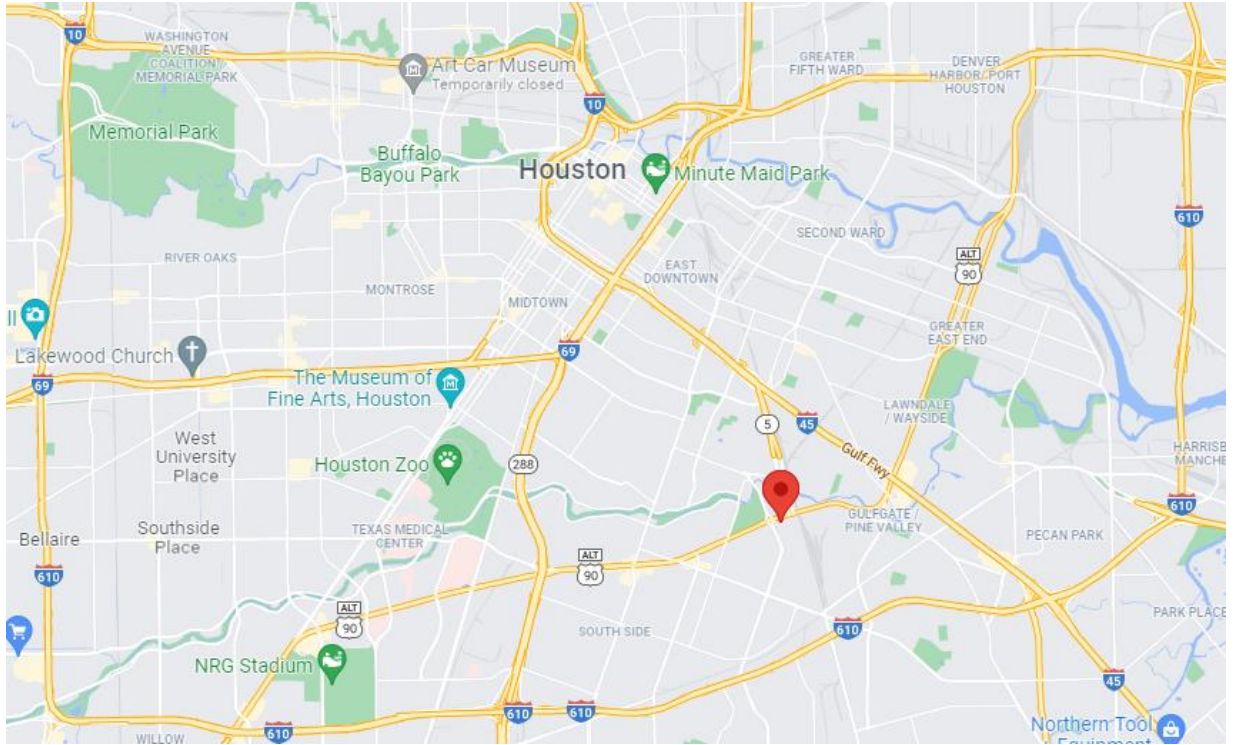
## VI. OST Lofts (District I)

This project will be a joint venture between the City, Amegy Bank, and The National Equity Fund.

The loan and affordability period will be 40 years and will commence when the construction period is completed. Loan will be non-amortizing throughout both the construction and affordability period.

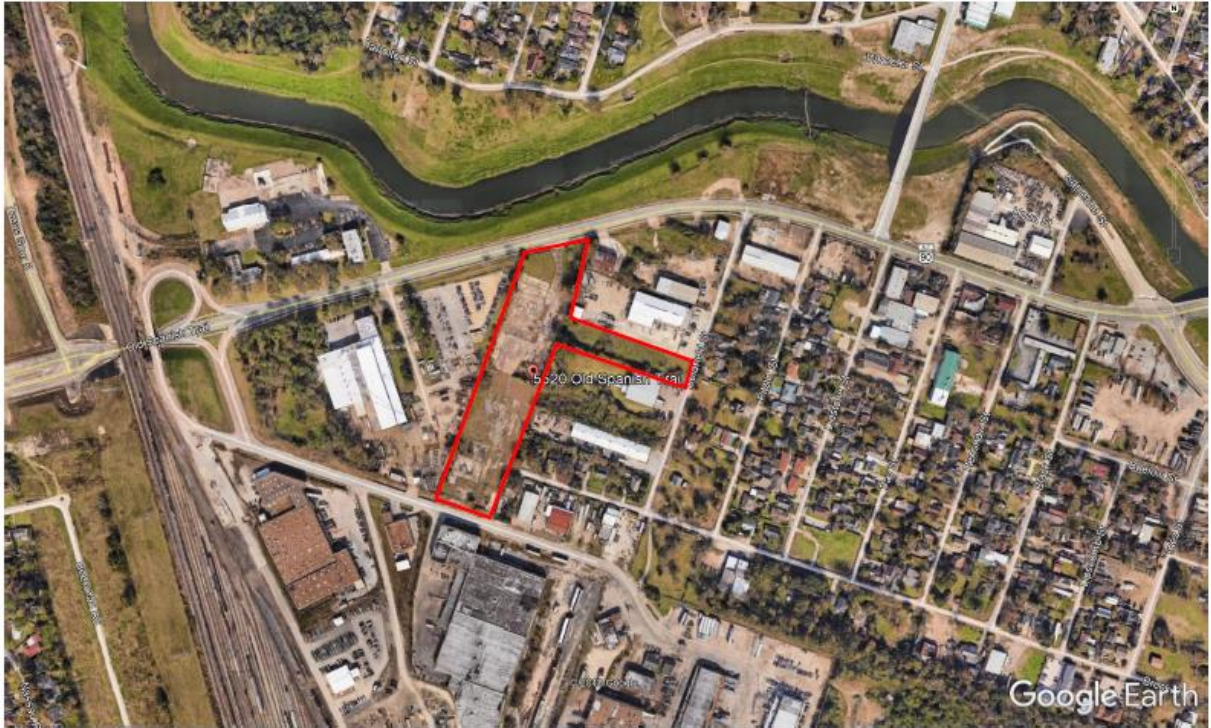
Following project completion, the outstanding principal balance of the note shall accrue at 1% interest. Borrower will pay an annual installment of interest from available cash flow.

# VI. OST Lofts (District I)





# VI. OST Lofts (District I)



# VI. OST Lofts (District I)



## OST LOFTS

# VI. OST Lofts (District I)

Sources:		Uses:	
City of Houston (CDBG-DR17)	\$18,000,000.00	Acquisition	\$3,860,000.00
9% Housing Tax Credit	\$13,648,635.00	Hard Costs	\$26,636,234.00
Conventional Loan	\$5,780,000.00	Soft Costs	\$3,789,952.00
In-Kind Equity/Def. Developer Fee	\$898,302.00	Reserves	\$648,257.00
		Developer Fee	\$3,392,494.00
<b>Total Source of Funds:</b>	<b>\$38,326,937.00</b>	<b>Total Cost:</b>	<b>\$38,326,937.00</b>

# **DIRECTOR'S COMMENTS**

Keith Bynam, Interim Director

# Director's Comments

CDBG DR-17 Grant & Corrective Action Update,  
Temika Jones, Assistant Director and CFO

HCDD Project Highlights,  
Keith W. Bynam, Director

HCDD Production Report Overview,  
Temika Jones, Assistant Director and CFO

# **CDBG-DR 2017 Harvey Grant Update**

Temika Jones, Assistant Director and CFO

# CDBG-DR 2017 Harvey Grant Update

	Benchmark	% Benchmark Met
Admin	\$ -	
Buyout	\$ 25,110,000.00	67%
Economic Development	\$ 13,619,175.30	13%
HoAP	\$ 61,638,156.75	45%
Homebuyers	\$ 15,159,747.60	69%
Multifamily	\$ 202,522,712.40	69%
Planning	\$ 5,775,000.00	14%
Public Services	\$ 18,000,000.00	54%
Single Family	\$ 15,000,000.00	102%
Small Rental	\$ 6,250,000.00	0%
<b>Grand Total</b>	<b>\$ 363,074,792.05</b>	

# CDBG-DR 2017 Harvey Grant Update

1 Year Progress (March 29, 2021 - March 29, 2022)			
	Submitted	Approved	Reimbursed
Admin	\$ 10,271,035.30	\$ 482,186.47	\$ 482,186.47
Buyout	\$ 30,396,680	\$ 16,866,100	\$ 16,866,100
Economic Development	\$ 3,537,831	\$ 2,142,382	\$ 1,440,298
HoAP	\$ 57,590,533	\$ 26,628,903	\$ 25,623,200
Homebuyers	\$ 6,140,936	\$ 6,361,860	\$ 6,511,860
Multifamily	\$ 100,512,455	\$ 102,160,620	\$ 100,795,720
Planning	\$ 869,816	\$ 746,823	\$ 746,823
Public Services	\$ 10,890,000	\$ 9,526,846	\$ 9,312,672
Single Family	\$ 15,393,783	\$ 15,294,050	\$ 15,294,050
Small Rental	\$ 11,074	\$ 25,285	\$ 25,285
<b>Grand Total</b>	<b>\$ 235,614,142</b>	<b>\$ 180,235,054</b>	<b>\$ 177,098,194</b>



# **Corrective Action Plan Update**

Temika Jones, Assistant Director and CFO

# Corrective Action Plan Update

Corrective Action Item	Status Update
Reduce future Admin spending and forecast Admin dollars needed to execute programs	<b>In Progress</b> – Exec team reviewing results of FY22 Budget to plan for FY23
Restructure HCDD and reporting lines to Other City Departments in consultation with Central HR	<b>In Progress</b> – Exec team revising HCDD Org Chart; Coordination with Central HR underway
Re-evaluate all staffing decisions approved by former Director	<b>In Progress</b> – Reviews by CFO and Interim Director continues
Align future expenditures with program spending	<b>In Progress</b> – Financial dashboards being reviewed to reflect projected program spend
Implement strike teams to focus on GLO submissions	<b>In Progress</b> – Focus on closeout of HoAP files for submission eligible expenditures previously withheld
Timely submission of draw requests to GLO	<b>In Progress</b> – Finance team continues to ensure submission of eligible expenditures within 90 days

# **HCDD**

# **Project Highlights**

Keith Bynam, Interim Director

# Virtual Community Office Hours



## *Virtual* COMMUNITY OFFICE HOURS

**Every Wednesday**

from 1 p.m. - 4 p.m.


Representatives from each division will be readily available to assist with your call

Call in on the following numbers:

832-394-6912 • 832-394-6227 • 832-394-6126



# Congratulations, Director Keith W. Bynam!!!



# Robin's Landing Groundbreaking February 28, 2022 (District B)



Robin's Landing will provide 468 affordable, single-family homes, 200 LMI apartments and 200 LMI senior housing units.



# Robin's Landing Groundbreaking February 28, 2022 (District B)



Robin's Landing

Master Plan



# Robin's Landing Groundbreaking February 28, 2022 (District B)





# Robin's Landing Groundbreaking February 28, 2022 (District B)



# McKee City Living

## 87% Complete as of March '22 (District H)



100 of 120 Units Restricted to LMI Households.

# McKee City Living 87% Complete as of March '22 (District H)



# McKee City Living 87% Complete as of March '22 (District H)



# Temenos Place

## 10% Complete as of March '22 (District D)



95 of 95 Units Restricted to LMI Households.

# Temenos Place 10% Complete as of March '22 (District D)



# Multifamily: 900 Winston

## 97% Complete as of March '22 (District C)



102 of 114 Units Restricted to LMI Households.

# Multifamily: 900 Winston

## 97% Complete as of March '22 (District H)





# Multifamily: 900 Winston

## 97% Complete as of March '22 (District H)



# Multifamily: Gale Winds Apartments 99% Complete as of Jan. '22 (District H)



10 of 18 Units Restricted to LMI Households.

# Multifamily: Gale Winds Apartments 99% Complete as of Jan. '22 (District H)



# Single Family: Home Repair Program (HRP) Key Exchanges & Demolitions



## 2.21.2022 Tear Down/Reconstruction Tuskegee Street (District B)



## 2.21.2022 Tear Down/Reconstruction Tuskegee Street (District B)



HCDD Inspector Jim Castillo celebrates with the happy homeowner.

## 3.10.2022 Tear Down/Reconstruction Bywood Street (District B)



HCDD Inspector Leonard Pryce documenting the demolition.

# 3.10.2022 Tear Down/Reconstruction Bywood Street (District B)





# 3.14.2022 Tear Down/Reconstruction Flossie Mae Street (District B)



# 3.14.2022 Tear Down/Reconstruction Flossie Mae Street (District B)




HCDD Inspector Leonard Pryce documenting another “demo.”

# 2.23.2022 HRP Key Exchange Groton Street (District D)



## 2.23.2022 HRP Key Exchange Groton Street (District D)



HCDD Inspector Greg Simon reviews documentation for signature with a very happy homeowner.

# 3.3.2022 HRP Key Exchange Cochran Street (District H)



## 3.3.2022 HRP Key Exchange Cochran Street (District H)



HCDD Inspector Marion Scott with another satisfied client!

# 3.15.2022 HRP Key Exchange Alsace Street (District D)



# 3.15.2022 HRP Key Exchange Alsace Street (District D)



HCDD Inspector Greg Simon with another happy homeowner.

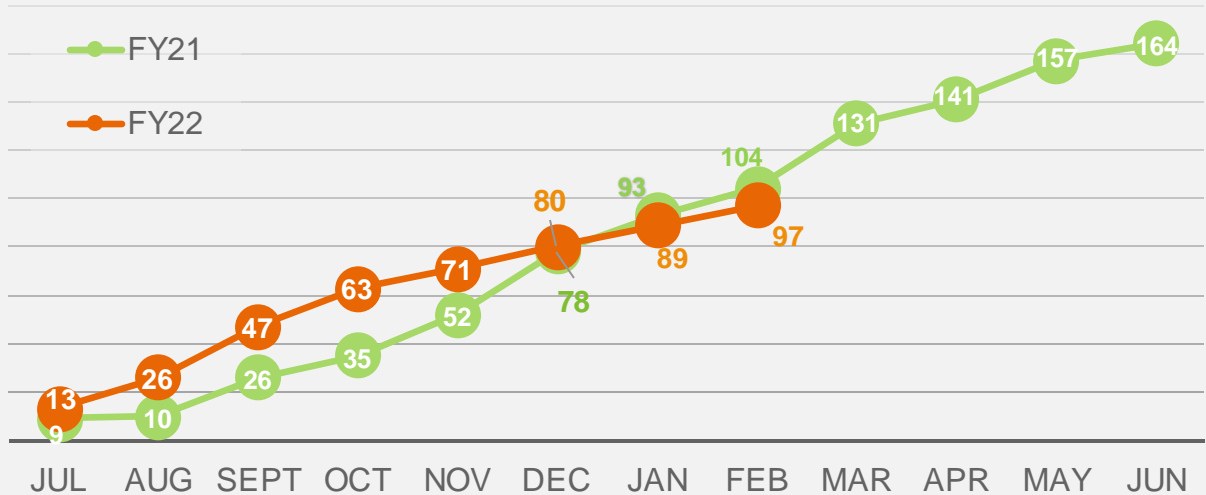


# **HCDD Production Report**

Temika Jones, Assistant Director and CFO

# Homebuyer Assistance Program

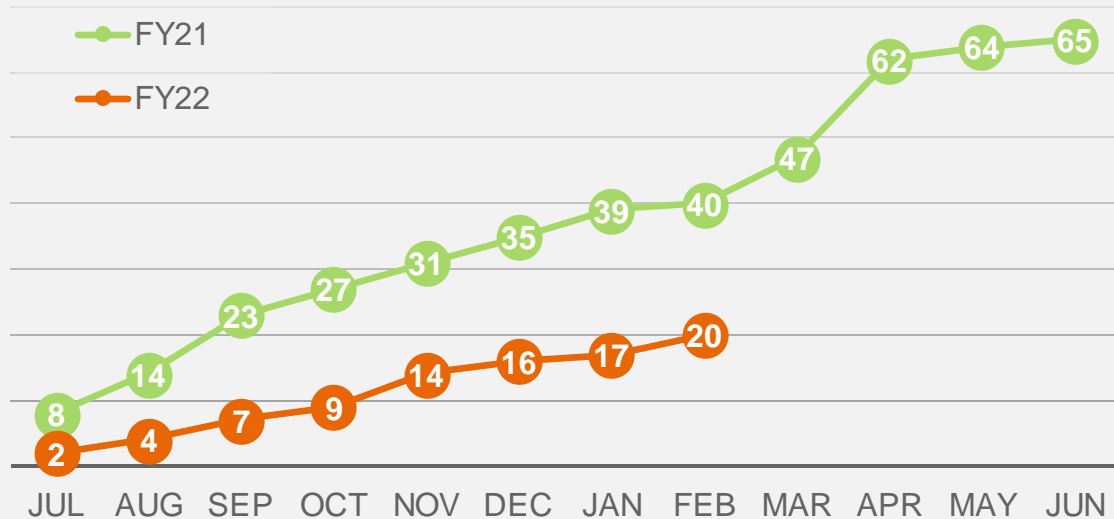
(Fiscal Year - cumulative totals)



Provides up to \$30,000 to help Houstonians purchase a home.

# Single Family Home Repair Program

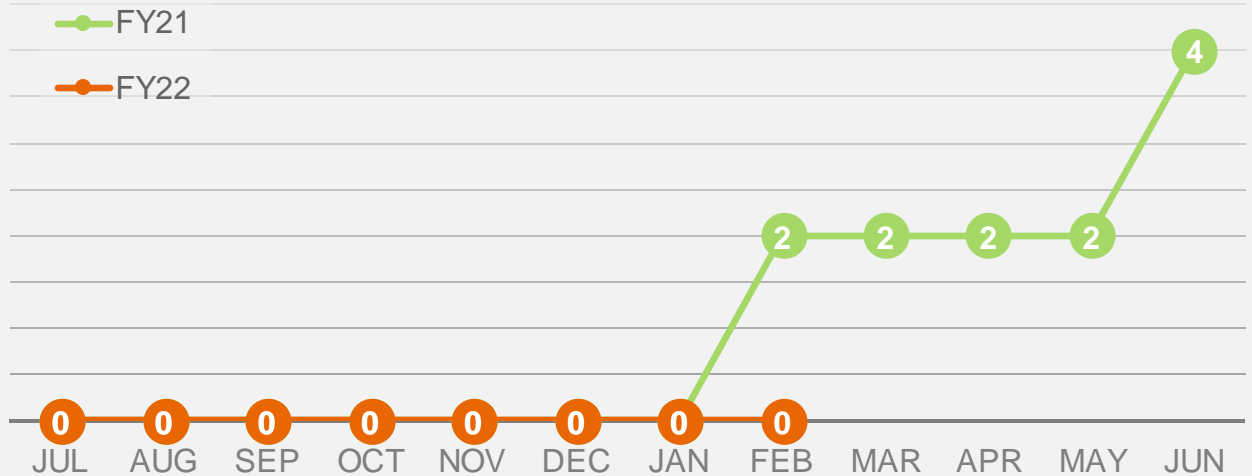
(Fiscal Year – cumulative totals)



The HRP repairs and reconstructs existing homes for homeowners.

# New Home Development Program

(Fiscal Year – cumulative totals)



NHDP builds new homes for sale at affordable prices

# Other Programs

(Fiscal Year)



25

Projects under construction  
**Multifamily (FY22)**

1

Projects completed  
**Multifamily (FY22)**

8

Projects under construction  
**Public Facilities (FY22)**

3

Projects completed  
**Public Facilities (FY22)**



# Other Programs

(Fiscal Year 2022)



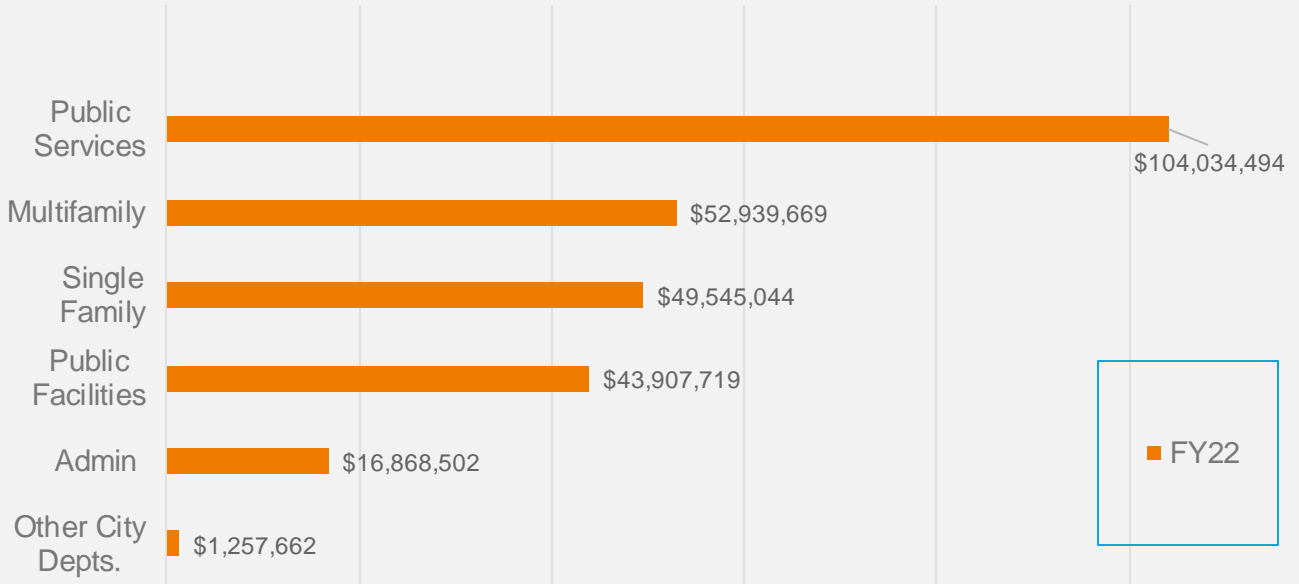
# 125,802

Persons Served

**Public Services**

As of January 2022

# Spending by Program Area FY22 (as of February 2022)



**Total spending: \$268,553,090**

Note: Public Services and Other City Departments are one month behind; those are January numbers.

# Comments & Questions

