

# Housing & Community Affairs Committee

April 17, 2018



Sylvester Turner, Mayor



Tom McCasland, Director

## Item II.a.: Capital Investing in Development and Employment of Adults, LLC. (Capital IDEA) (All Districts)

- Payment of tuition and fees for job training, case management, tutoring, child care assistance and financial planning for **265 clients**
- **\$200,000.00** in CDBG funds totals **33%** of total program funding
- Request contract to extend through: April 30, 2019

Category	Contract Amount	Percent
Administrative	\$22,783.01	11.39%
Program Services	\$177,216.99	88.61%

## Item II.b.: The Coalition for the Homeless of Houston and Harris County (All Districts)

- The Case Management Intermediary (CMI) will manage and oversee vendor agencies providing case management and navigation services for up to **116 homeless** families
- **\$650,000.00** in TIRZ funding represents **40%** of program cost

Category	Contract Amount	Percent
Administration	\$0.00	0%
Program Services	\$650,000.00	100%

## Item II.c.: Houston SRO Corporation Roof and Water Damaged Units Repairs (District D)

- \$700,000.00 in HOPWA funds representing 100% of repair costs
- Replace roof, replace HVAC, remove deteriorated framing, decking and gutters
- There is a three-year affordability period for non-substantial repairs starting on the date of completion

Category	Contract Amount	Percent
Administrative	\$0.00	0%
Repair Cost	\$700,000.00	100%

# Item III.a.: Substantial Amendments to 2016 and 2017 Annual Action Plans (HOPWA) (All Districts)

Housing Opportunities for Persons with AIDS (HOPWA)		
Activity	Delete/Decrease	Add/Increase
<b>The Program Year 2016 Budget is Amended as follows:</b>		
Sponsor Administration - Subgrantees	\$400,000.00	
* Construction		\$400,000.00
<b>The Program Year 2017 Budget is Amended as follows:</b>		
Operating Costs	\$400,000.00	
Project or Tenant Based Rental Assistance	\$ 300,000.00	
* Construction		\$300,000.00
Short-term Rent, Mortgage & Utility Subsidies		\$400,000.00
<b>Total HOPWA Budget Changes:</b>	<b>\$1,100,000.00</b>	<b>\$1,100,000.00</b>

\*New activity for the plan year

# Item III.b.: General Land Office Advance of Federal Funds (All Districts)



- A second amendment to an interlocal agreement (#18-210-007) between the **Texas General Land Office** (GLO) and the City of Houston
- Allows the GLO to advance **\$5,000,000.00** in federal funds for housing construction in the City of Houston
- These funds will expedite home repairs for eligible Houstonians affected by **Hurricane Harvey**

# Item IV.: Economic Development & Job Creation

## Teloloapan Meat Market (District: B)

- \$835,000.00 in CDBG Economic Development funds for equipment costs
- This funding will help create up to 71 new jobs
- Teloloapan will repay \$200,000.00 of the grant in annual installments
- A five-year land use restriction period is in effect from the date of completion



# Housing & Community Affairs Committee Director's Report

April 17, 2018



Sylvester Turner, Mayor

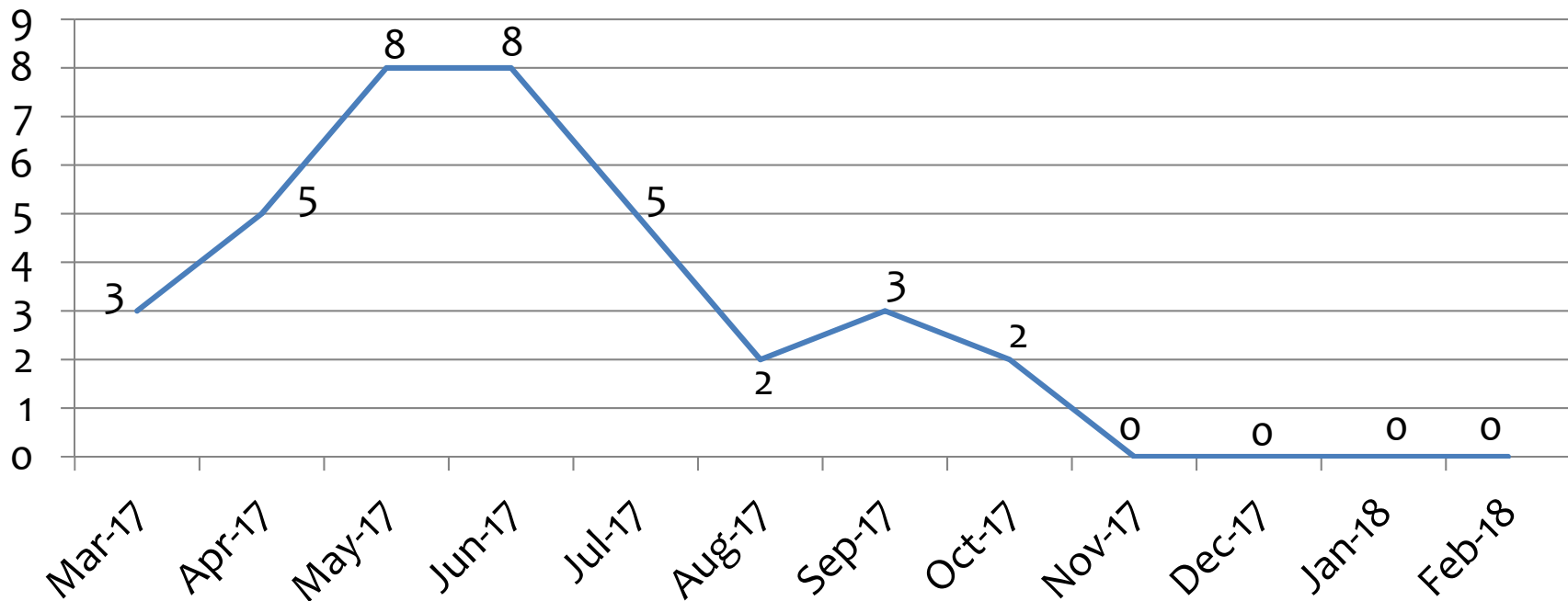


Tom McCasland, Director



# Disaster Recovery Program Round 2

**Total Homes Completed in Past 12 Months: 36**

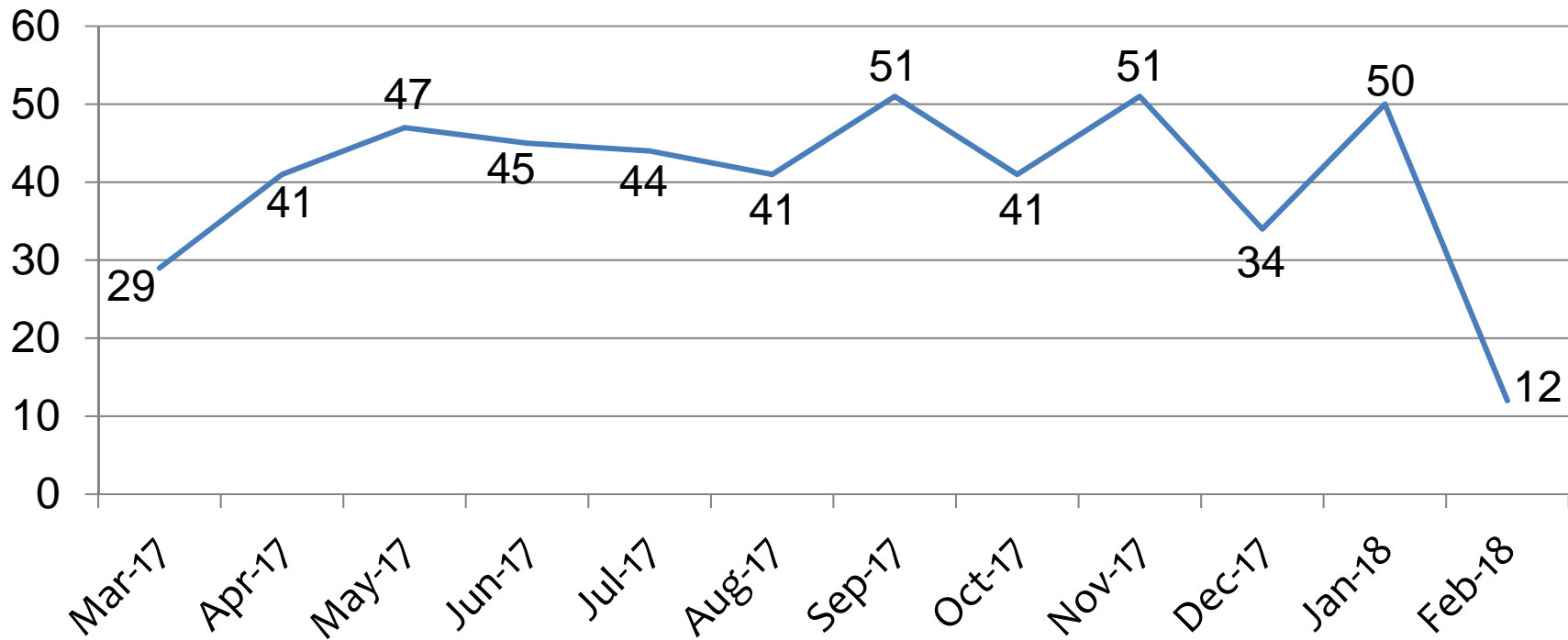


**Expenditures: \$7,128,539.48**

**Admin & Project Delivery: \$1,410,801.32 (19.7%)**

# Blue Tarp & Home Repair Program

**Total Homes Served in Past 12 Months: 486**



**Total Cost of Repairs: \$4,724,158.46**

**Total Admin: \$440,582.01 (9.3%)**

# HOUSING RECOVERY – SINGLE FAMILY

PROGRAM	GOAL	APPS RECEIVED	UNDER REVIEW	INELIGIBLE/ DECLINED	COMPLETED APPS	APPROVED APPS	UNDER CONSTRUCTION	COMPLETED
BLUE TARP	1,500	0	0	0	0	762	1	761
DR2	322	0	0	0	0	3	6	313
HRP – TIER 1 MINOR REPAIRS	1,000	188	11	0	0	0	20	4
HRP – TIER 2 SUBSTANTIAL REPAIRS	2,300	341	160	4	2	31	5	1
HRP – TIER 3 RECONSTRUCTION	2,000	221	37	5	19	14	0	0
2015 STORM DAMAGE	236	34	12	21	1	0	0	0
<b>TOTALS</b>	<b>7,358</b>	<b>784</b>	<b>220</b>	<b>30</b>	<b>22</b>	<b>810</b>	<b>32</b>	<b>1079</b>

PROGRAM	GOAL	INSPECTIONS COMPLETED	DETERMINED ELIGIBLE	PENDING FEMA WORK ORDER	PENDING HAP*	PENDING NTP*	UNDER CONSTRUCTION	COMPLETED
DALHR	400	333	321	41	100	66	12	0

\*HAP: Homeowners Agreement to Proceed

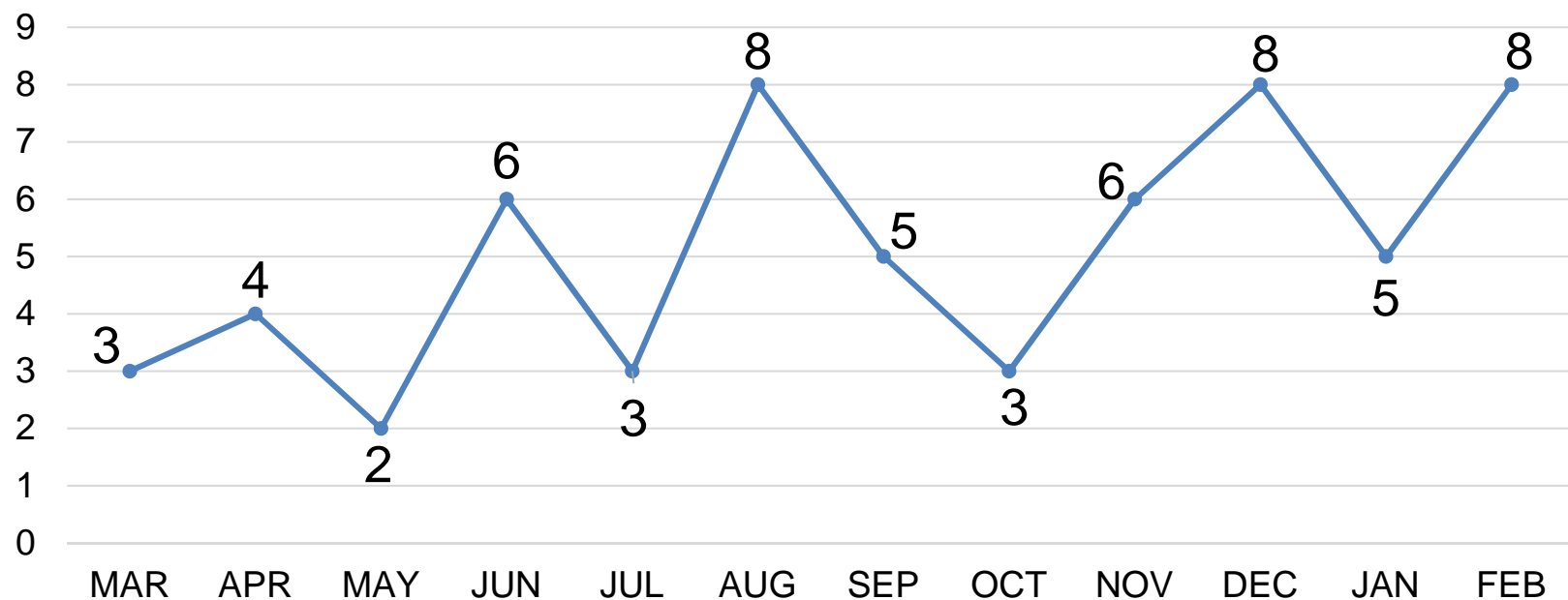
\*NTP: Notice to Proceed

Last updated: 4/12/18



# Homebuyer Assistance Program

## Total Homebuyers Assisted 2017 - 2018



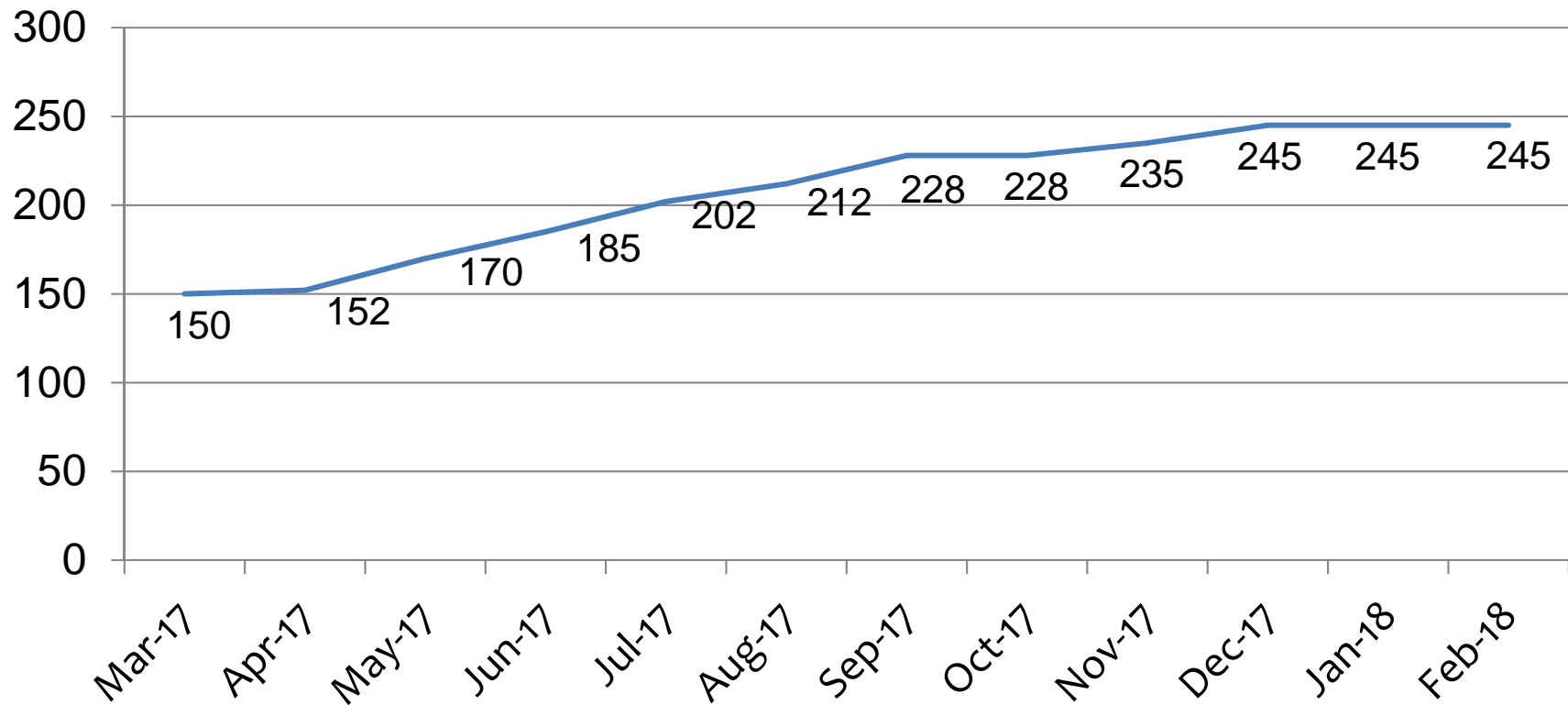
61 Homebuyers Assisted

2017-2018 Expenditures: \$1,560,656.00

Total Admin: \$350,656.00 (22.4%)

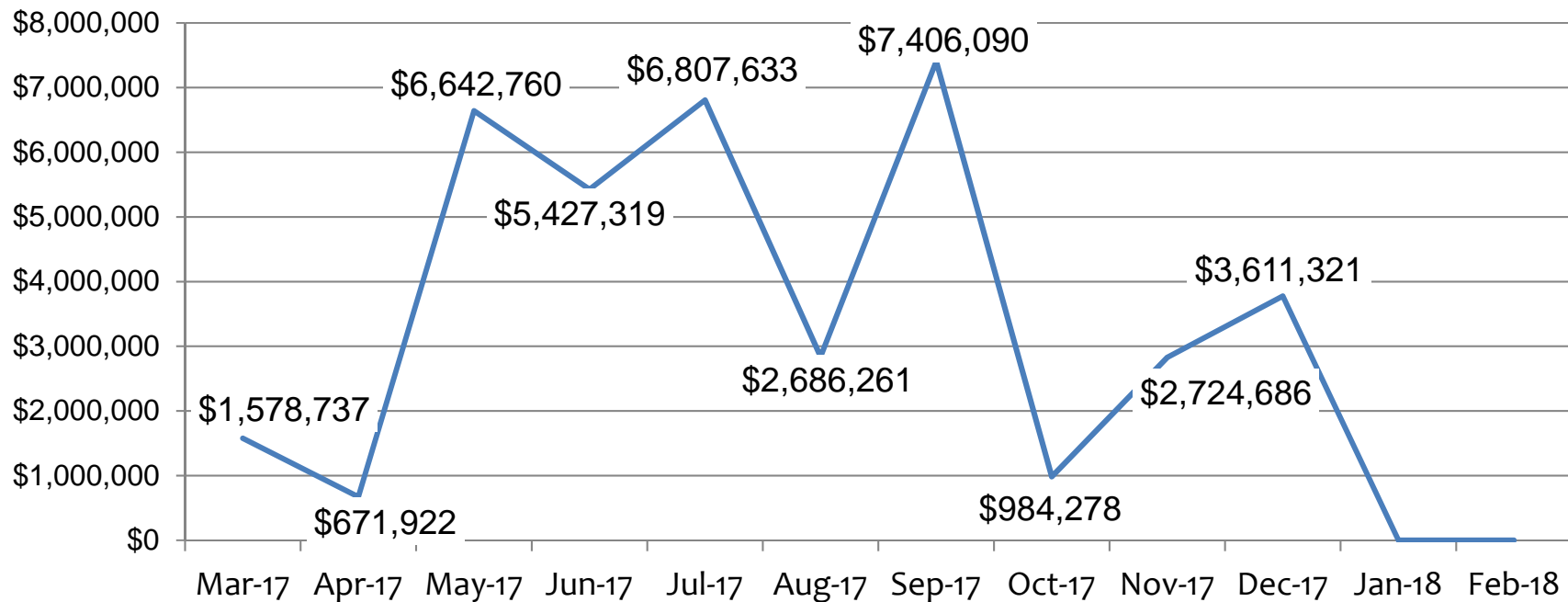
# Multifamily Housing Programs

## Housing Units Per Month



# Multifamily Housing Programs

## Expenditures Per Month

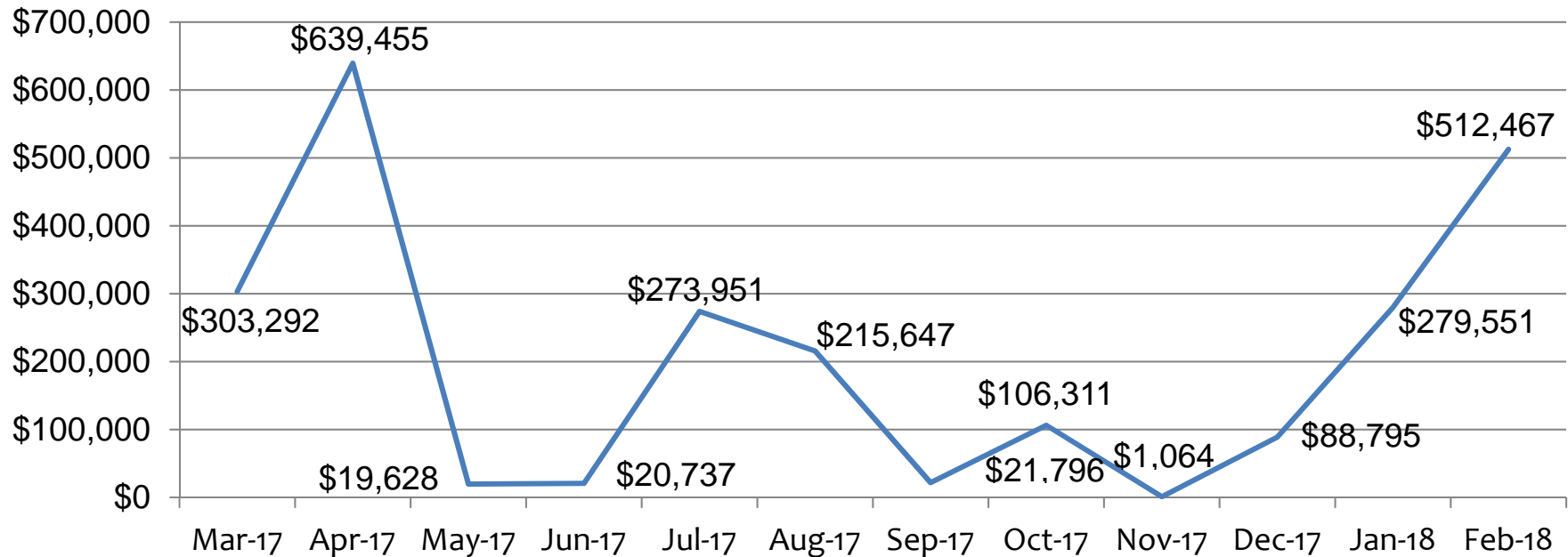


Total Expenditures: \$38,541,009.00

Total Admin & Project Delivery: \$1,131,478.00 (2.9%)

# Public Facilities

## CDBG Expenditures by Month



Total CDBG Expenditures: \$2,482,694.00

Section 108 Funds: \$5,061,930.00

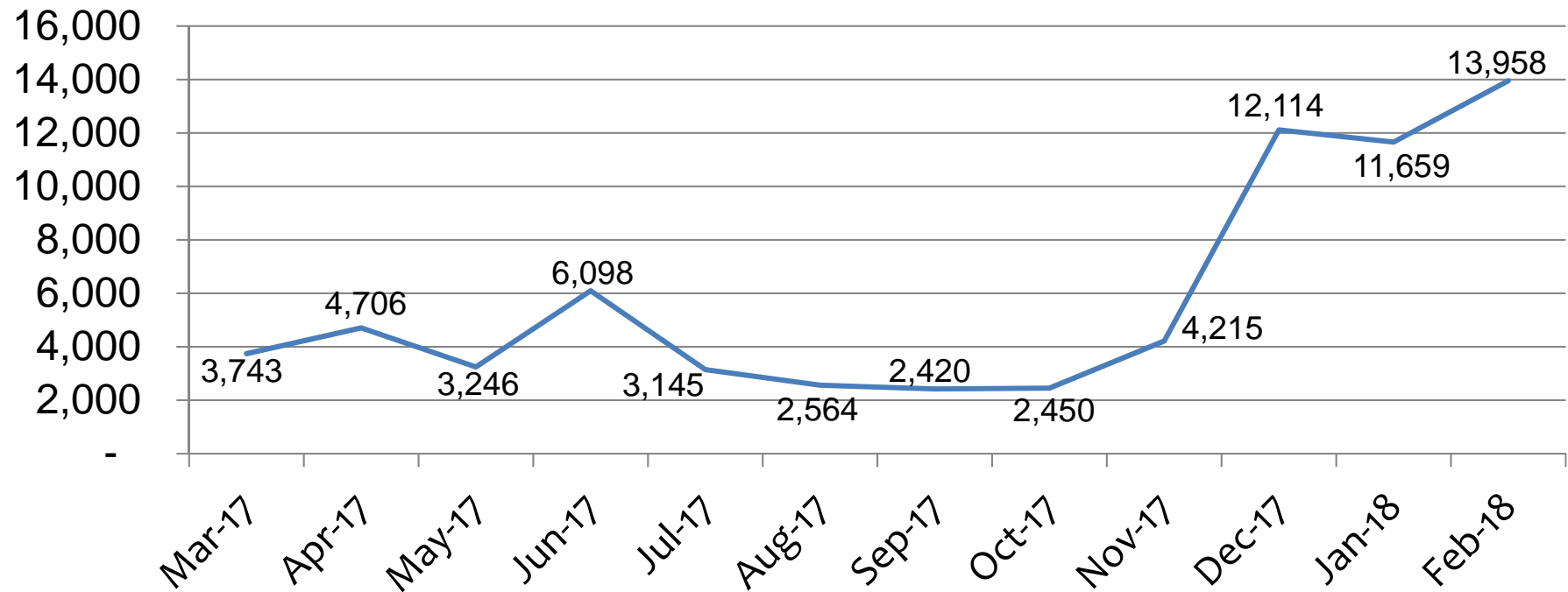
EDI Funds: \$8,788,837.00

Total Program Expenditures: \$17,167,766.00

Total Admin & Project Delivery: \$834,305.00 (4.8%)

# Public Services

## Number of Clients Served by Month



Total Expenditures: \$18,798,059.00  
Total Admin: \$675,291.00 (3.5%)



# THANK YOU



[HOUSTONHOUSING.ORG](http://HOUSTONHOUSING.ORG)

CITY OF HOUSTON • HOUSING AND COMMUNITY DEVELOPMENT DEPT.

[f](#) [t](#) @HoustonHCDD