

# FY 2025 Proposed General Fund Budget Presentation



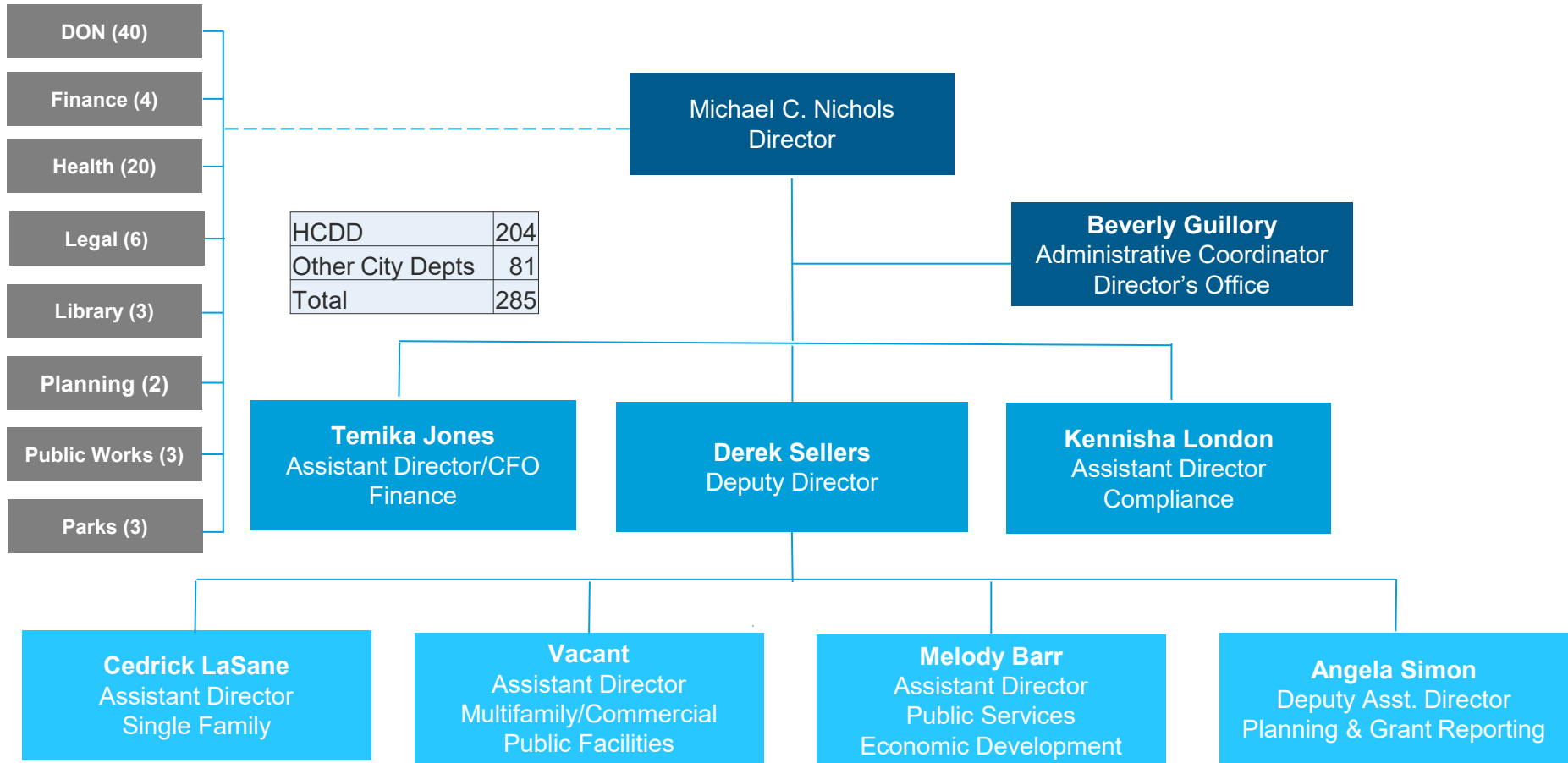
**Michael Nichols**  
Director  
[Michael.nichols@houstontx.gov](mailto:Michael.nichols@houstontx.gov)

Tuesday, May 21, 2024, 10am





# Department Organization Chart





# Expenditures by Category

Category	FY23 Actual	FY24 Budget	FY24 Estimates	FY25 Proposed	Variance FY25 Proposed/ FY24 Budget	% Change
Personnel	350,974	552,583	552,583	202,584	-349,999	-63.34%
Office Rent	160,000	116,782	116,782	99,914	-16,868	-14.44%
Restricted Accounts*	579,288	1,486,165	1,486,165	1,334,238	-151,927	-10.22%
Other Services & Charges	35,504	58,657	58,657	17,000	-41,657	-71.02%
<b>Total</b>	<b>1,125,766</b>	<b>2,214,187</b>	<b>2,214,187</b>	<b>1,653,736</b>	<b>-560,451</b>	<b>-25.31%</b>

\*Restricted Accounts are primarily for interfund charges (e.g., Kronos, Drainage, Application, Data, Voice, Wireless, HR, Network, and GIS)

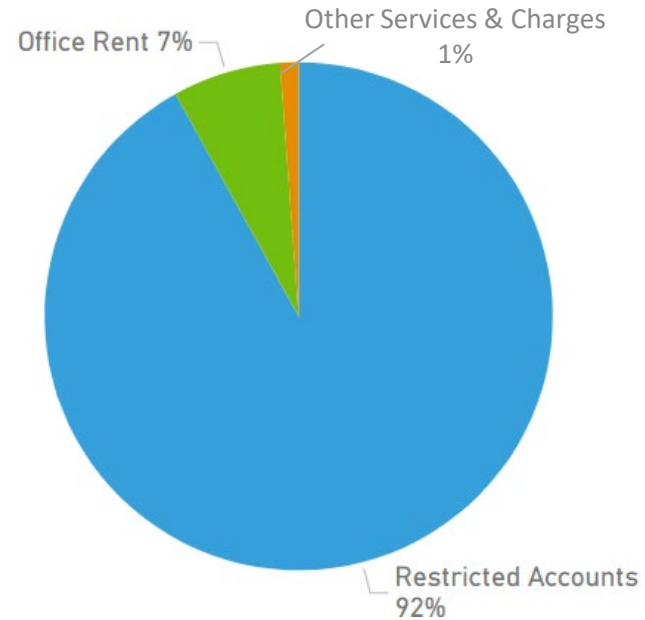
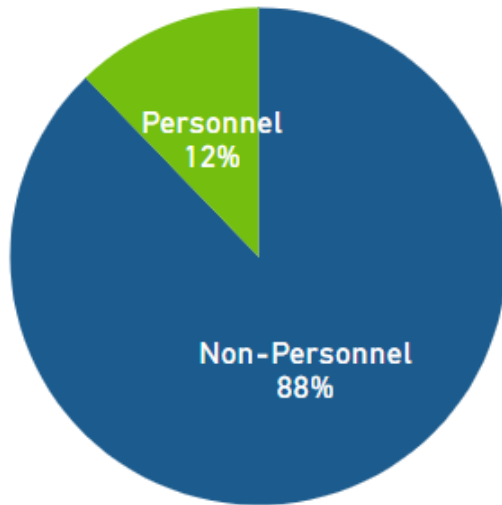




# FY2025 Personnel vs Non-Personnel

Category	Amount
Non-Personnel	1,451,152
Personnel	202,584
<b>Total</b>	<b>1,653,736</b>

Non-Personnel	Amount
Restricted Accounts	1,334,238
Office Rent	99,914
Other Services & Charges	17,000
<b>Total</b>	<b>1,451,152</b>



\*Restricted Accounts are primarily for interfund charges (e.g., Kronos, Drainage, Application, Data, Voice, Wireless, HR, Network, and GIS)

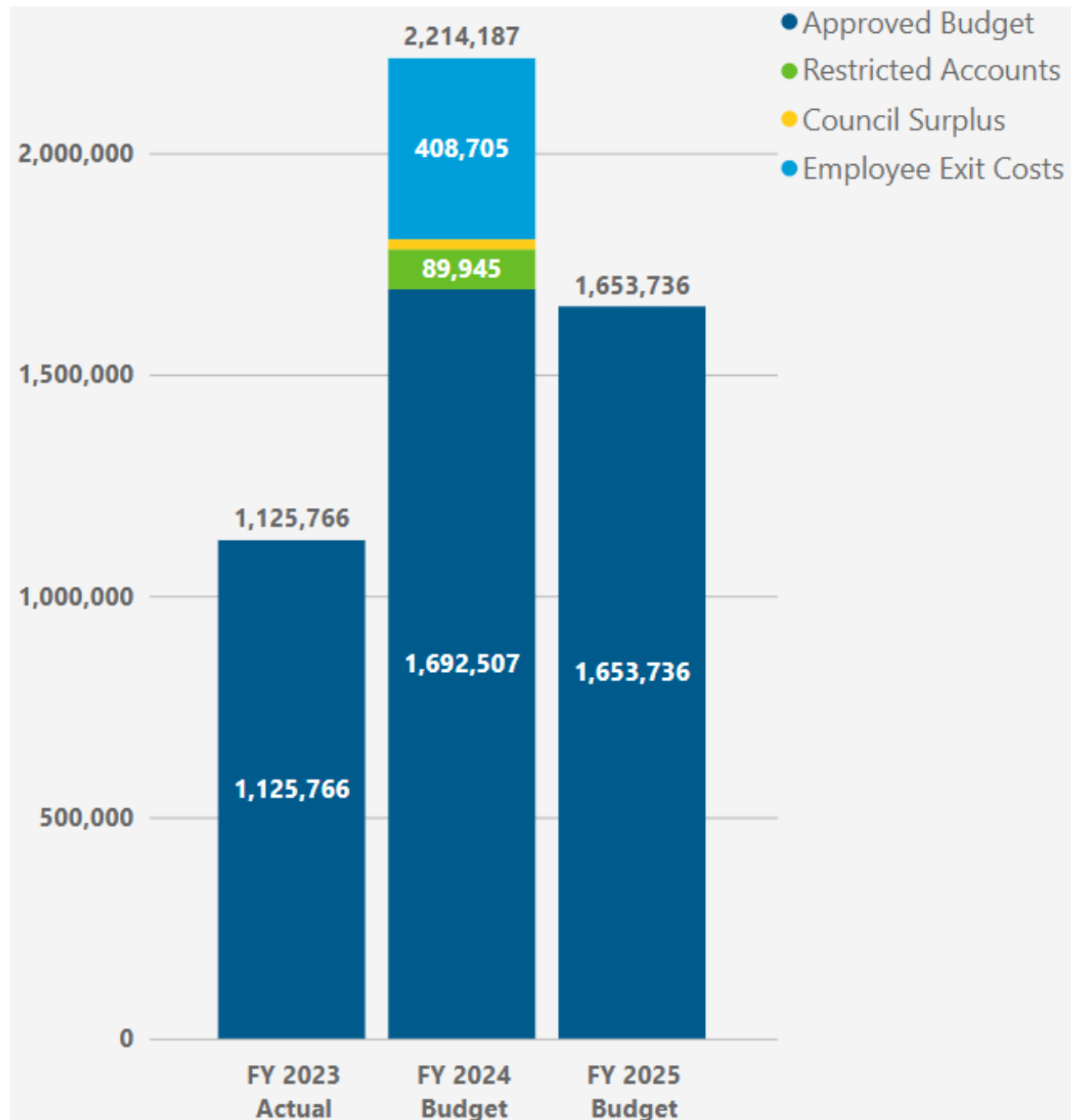


# General Fund Revenues Overview

Category	FY23 Actual	FY24 Budget	FY24 Estimates	FY25 Proposed	Variance FY25 Prop/ FY24 Estimates	% Change
General Fund	1,125,766	2,214,187	2,214,187	1,653,736	-560,451	-25.31%



# Revenue by Fund



# QUESTIONS

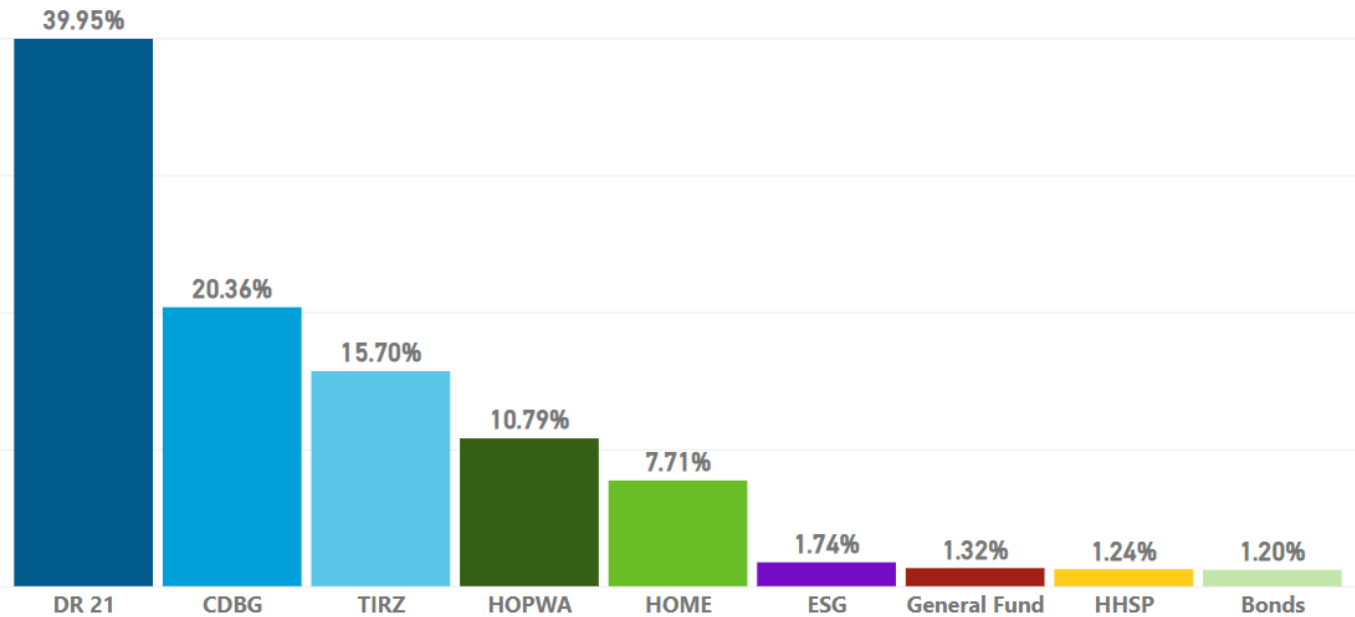
# APPENDIX





# FY 2025 – Estimated Awards

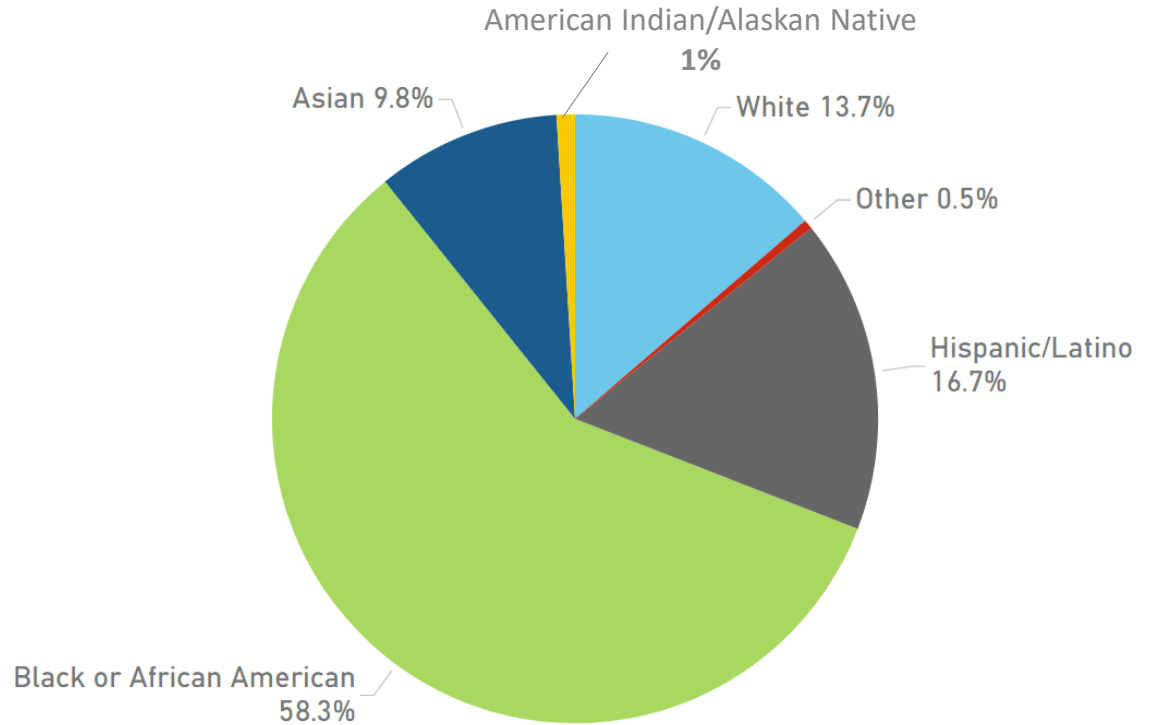
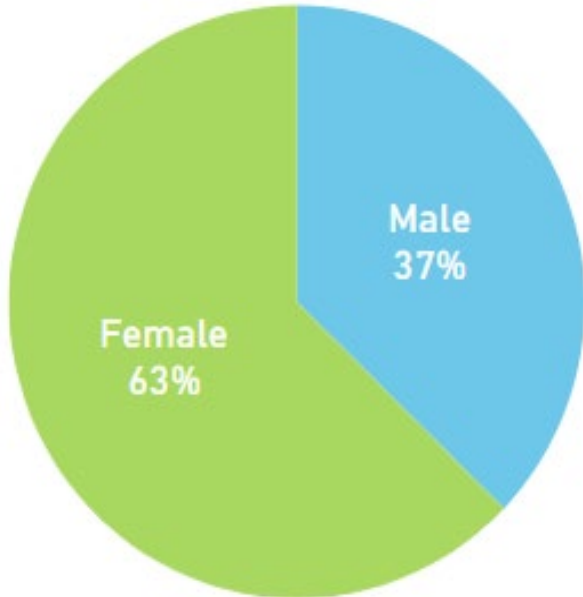
Source	Annual
DR 21	\$50,095,000
CDBG	\$25,531,151
TIRZ	\$19,686,220
HOPWA	\$13,527,833
HOME	\$9,672,259
ESG	\$2,183,245
General Fund	\$1,653,736
HHSP	\$1,554,213
Bonds	\$1,500,000
<b>Total</b>	<b>\$125,403,657</b>





# Demographics

Race	Female	Male	Total
Black or African American	81	38	119
Hispanic/Latino	21	13	34
White	14	14	28
Asian	11	9	20
American Indian or Alaskan Native	1	1	2
Other	0	1	1
<b>Total</b>	<b>128</b>	<b>76</b>	<b>204</b>



# Restricted Account Details

GL Description	Justification & Cost Drivers
Interfund Electricity	Responsible for administering the electricity accounts for the City. Program is responsible for overseeing procurement contracts, forecasting, providing price certainty, and financial reporting. Electricity expenses are projected to be lower than the previous year as a function of the competitive bidding process.
Interfund HR Client Services	Include HR operation cost reflecting health benefits and restricted accounts increase.
Interfund KRONOS Service Charge	Software license and maintenance costs associated with the city of Houston's Time and Attendance System (KRONOS).
Interfund Drainage Charge	Fee is based on impervious service.
Interfund Application Services	Costs include Microsoft Enterprise licenses, 3-1-1 maintenance support and applications, SAP licenses maintenance and support, various Enterprise Application and Server support personnel, CSMART (MCD Only), eSignature, Project Management, Infor, eDiscovery, Cyber Security Office software and support, HITS Budget support via the Finance Department, eSignature.
Interfund Data Services	Costs associated with software and maintenance support contracts required to maintain city networks, applications, desktop devices, servers, payment card industry security, storage devices, cloud services, telephone systems and network equipment including Phonoscope circuits. Contracts cover Antivirus, Firewall and Network backup systems. Also, the Data Center costs are included in the Data Services restricted account.
Interfund Voice Services	Monthly costs for Voice/Communication Services. The services include: Local landlines, voice/data circuits, long distance, 1-800 numbers, calling cards, language lines, Citywide ISP/Internet Access. The major vendors are ATT, Department of Information Resources (DIR), Verizon and Century Link.
Interfund Wireless Services	Monthly charges for Verizon Business services and mobile devices including cell phones, air cards and tablets.
Interfund Voice Labor	Labor costs and parts needed to perform work associated with installation and/or upgrades of telephone systems and cabling. The sole vendor is Selrico.
Interfund Vehicle Accidents	Provides vehicle accidents repairs for all city departments' rolling stock equipment.
Interfund Permit Center Point of Sale	HPC Point of Sale chargeback.
Interfund Insurance Fees	Cost increase for property insurance premium.
Interfund GIS Services	Personnel, software licenses and maintenance costs associated with the city of Houston's Enterprise Geographic Information System (EGIS).
Interfund Permit Center Rent Chargeback	HPC lease chargeback.
Interfund Vehicle Services - Tires	Tire purchases and services costs for City's rolling stock equipment.
Interfund Vehicle Services	Provides repair, maintenance, and administrative support for all city departments' rolling stock equipment. Expense explanation - Vehicle Services are projected to increase driven by part cost, contractual increases, and an aging vehicle population.
Interfund Vehicle Fuel	Fuel Program operates and manages all City owned fuel sites. Expense explanation - Fuel services are driven primarily by market pricing.
Interfund Natural Gas	Responsible for administering the natural gas accounts for the City. Program is responsible for overseeing procurement contracts, forecasting, providing price certainty, and financial reporting. Natural gas expenses are projected to be lower than the previous year due to current market conditions and locking in a rate favorable to the City.
Interfund Radio System Access	Due to the consolidation of the radio group in General Fund to revolving fund for HITS. This group is responsible for the operation and maintenance of the City's public safety radio system.



# THANK YOU!



2100 Travis Street, 9th floor  
Houston, TX 77002  
832-394-6200

[www.houstontx.gov/housing](http://www.houstontx.gov/housing)



@HoustonHCDD



CITY OF HOUSTON ★ HOUSING AND COMMUNITY DEVELOPMENT DEPARTMENT