



2023 Disparity Study Report



Agenda

City of Houston
2023 Disparity Study

Introductions

Disparity Study Overview

Disparity Study Results

Commendations & Recommendations

Questions

The logo for MGT Consulting features three green diamonds of varying shades to the left of the text. The text "MGT" is in a large, bold, white sans-serif font, and "CONSULTING" is in a smaller, white sans-serif font directly below it.

MGT
CONSULTING

The word "MGT" is written in a large, bold, yellow sans-serif font, positioned in the lower-left area of the image.

MGT



Nationally Recognized Public Sector Consultants

We are nationally recognized leaders in public sector management consulting who equip our clients with thorough, innovative solutions so they can better serve their agency, stakeholders, and community.

48 Years

Years of
Experience
in Public Sector
Management
Consulting

13K+

Client
Partnerships
Across the
Globe

230+

Successful
Disparity- &
Equity-related
Projects

260+

Dedicated
consultants
across the
country

50 years

Half a century providing consulting
services

We power the work of the public
professional to advance the lives of the
citizens they serve



Project Leaders



Andres Bernal, JD
Executive in Charge
Methodological & Quantitative
Research Leader



Vernetta Mitchell
Project Director
Qualitative Research Team Lead
& Subconsultant Manager



Corlisha Mitchell
Project Manager
Policy Analysis

Project Partners

James Goodwille Pierre, Esq.

The Pierre Law Firm

Mr. Goodwille owns and operates a nationwide Corporate Counsel, Intellectual Property, Business Development, Government Relations, and Diversity and Inclusion management consulting practice.

Mr. Goodwille provided anecdotal data collection and assisted in the legal review.

Reuben Brown

BWA Diversity Consulting

Mr. Brown has over twenty-five years of diversity inclusion experience; working knowledge of local construction requirements in Houston; a thorough understanding of the 49 CFR Part 26, and an understanding of local ordinances that allows BWA to develop industry best practice services.

BWA Diversity Consulting conducted outreach, assisted in the policy review, anecdotal data collection, and subcontractor data collection.

Susan S. Barham

Skybase7

CEO of Skybase7 has over 30 years of exceptional experience in technology and the research industry. Her hands-on expertise includes sophisticated research techniques and data analysis for both public and private sector clients.

Skybase7 conducted the custom census (availability), vendor (qualitative) surveys, and subcontractor data collection.



Disparity Study Overview

- Disparity studies are used to determine whether there is evidence of discrimination in the market in which a public entity does business that would permit the use of policies to eliminate discrimination and remedy its effects
- The City of Houston's disparity study involved the collection and analysis of quantitative and qualitative data to make this determination
- Disparity studies provide actionable results that can be used to **narrowly tailor** a supplier diversity program

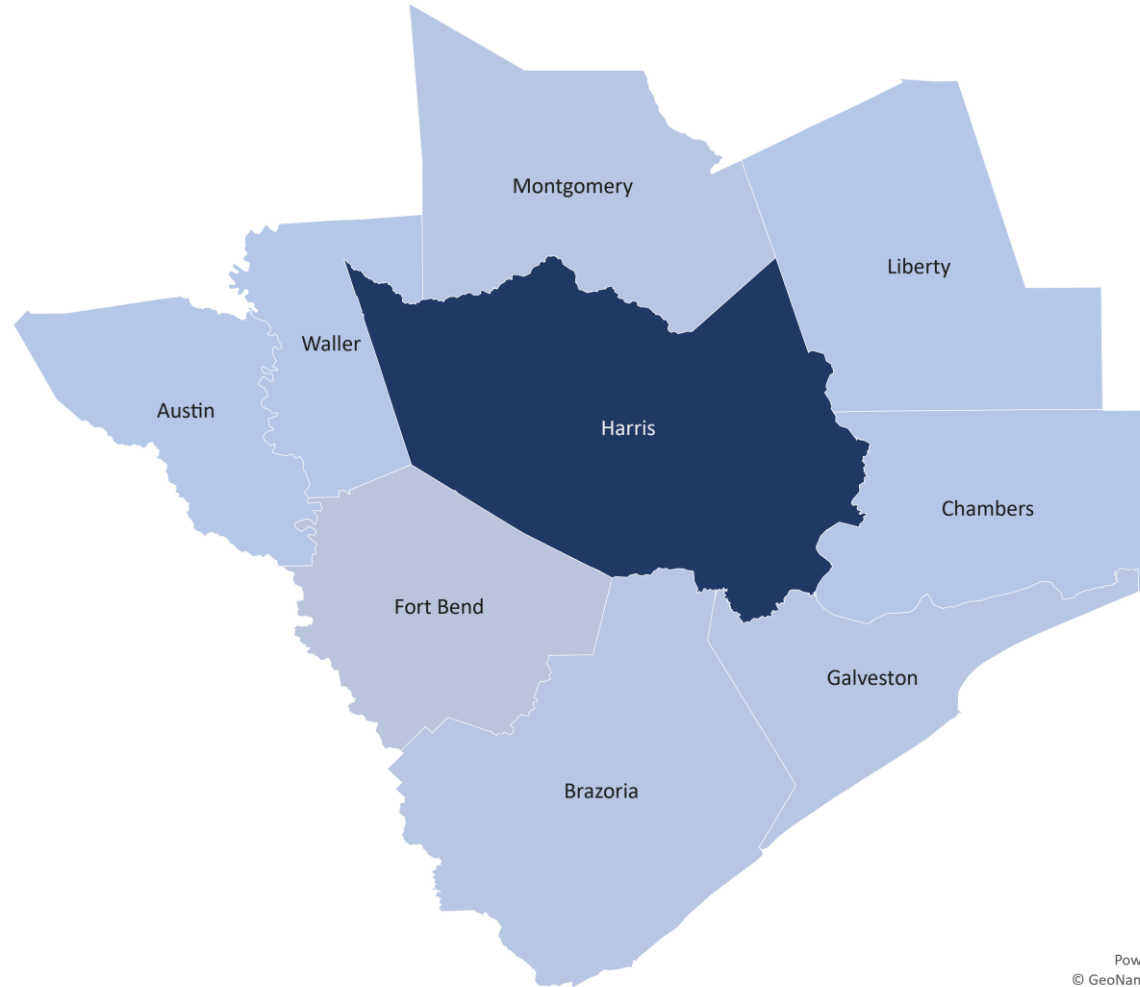


Findings

- Disparity identified in Houston's utilization of MWBE firms compared to the availability of firms in the City's marketplace.
- Qualitative/Anecdotal accounts of discriminatory behavior/barriers in Houston's marketplace.
- Disparity in self-employment earnings for MWBE firms compared to non-MWBE firms was identified in Houston's private sector marketplace.

Relevant Geographic Market

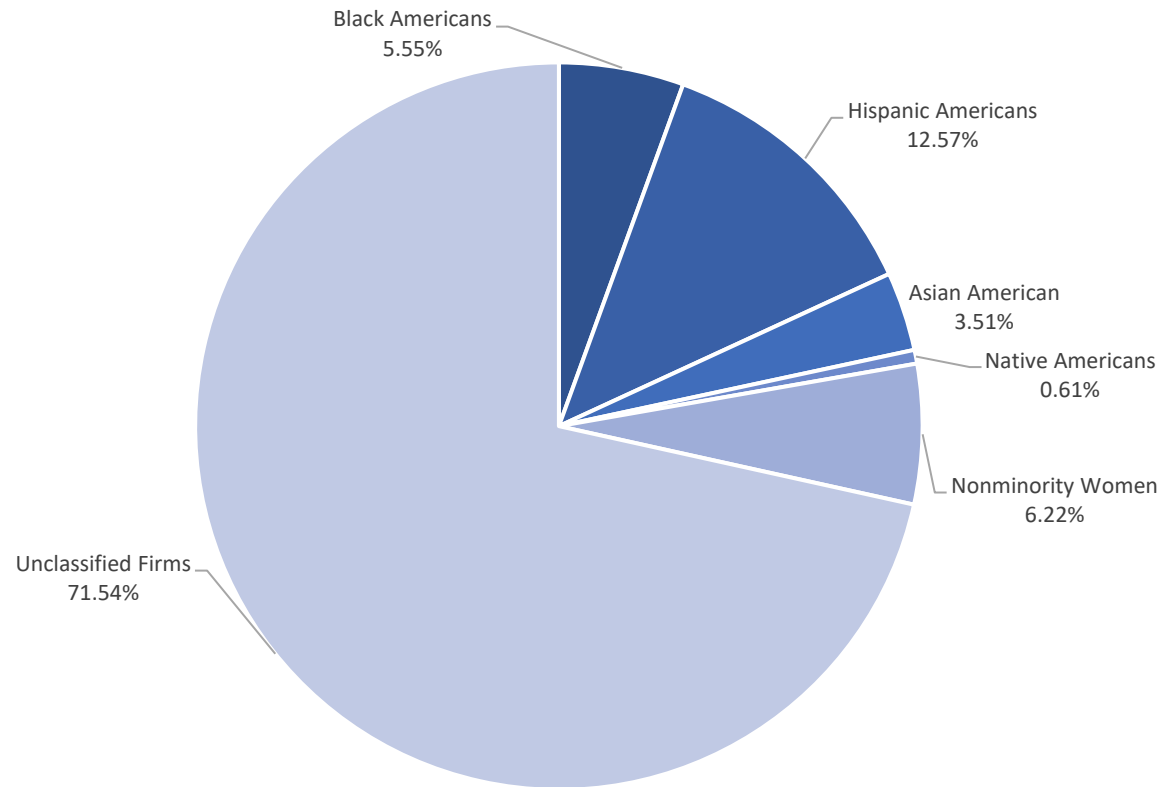
- Austin County, TX
- Brazoria County, TX
- Chambers County, TX
- Fort Bend County, TX
- Galveston County, TX
- Harris County, TX
- Liberty County, TX
- Montgomery County, TX
- Waller County, TX



Powered by Bing
© GeoNames, TomTom

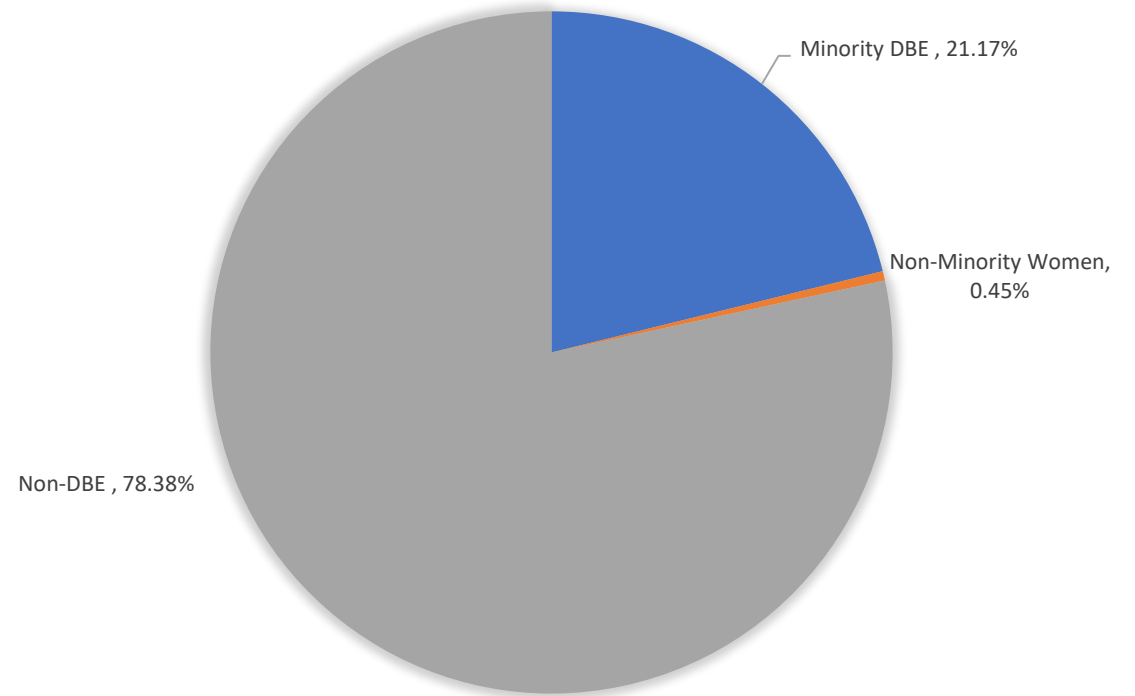
MWBE Utilization – Total Spend FY 18 - 22

- The City's utilization of Unclassified Firms totaled 71.54 percent vs 28.46 percent that was spent with MWBE firms.
- Overall, the highest utilization rates among MWBEs were Hispanic American firms accounting for 12.57% of dollars spent, and Nonminority Women firms accounting for 6.22% of dollars spent.



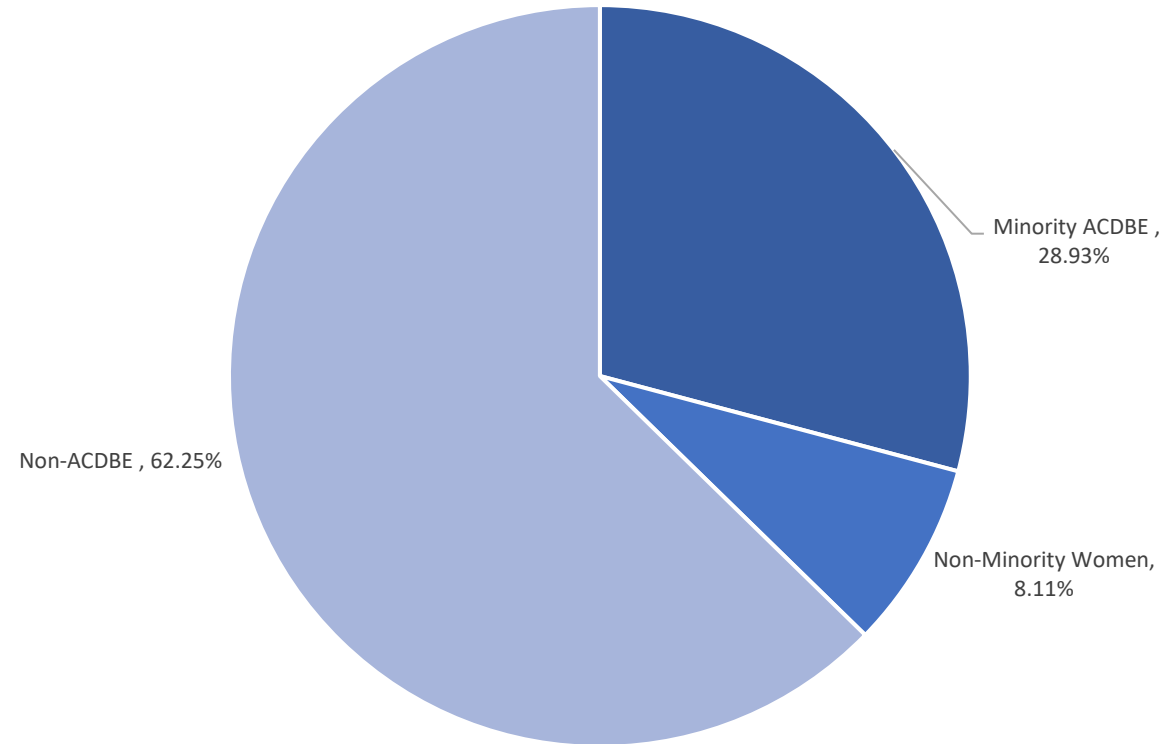
DBE Utilization on Federally Funded Projects – Total Spend FY 18 - 22

- The City’s utilization of Non-DBE firms totaled 78.38 percent vs 21.62 percent that was spent with DBE firms.
- Overall, the highest utilization rates among DBEs were Black American firms accounting for 15.14% of dollars spent, and Hispanic American firms accounting for 5.32% of dollars spent.



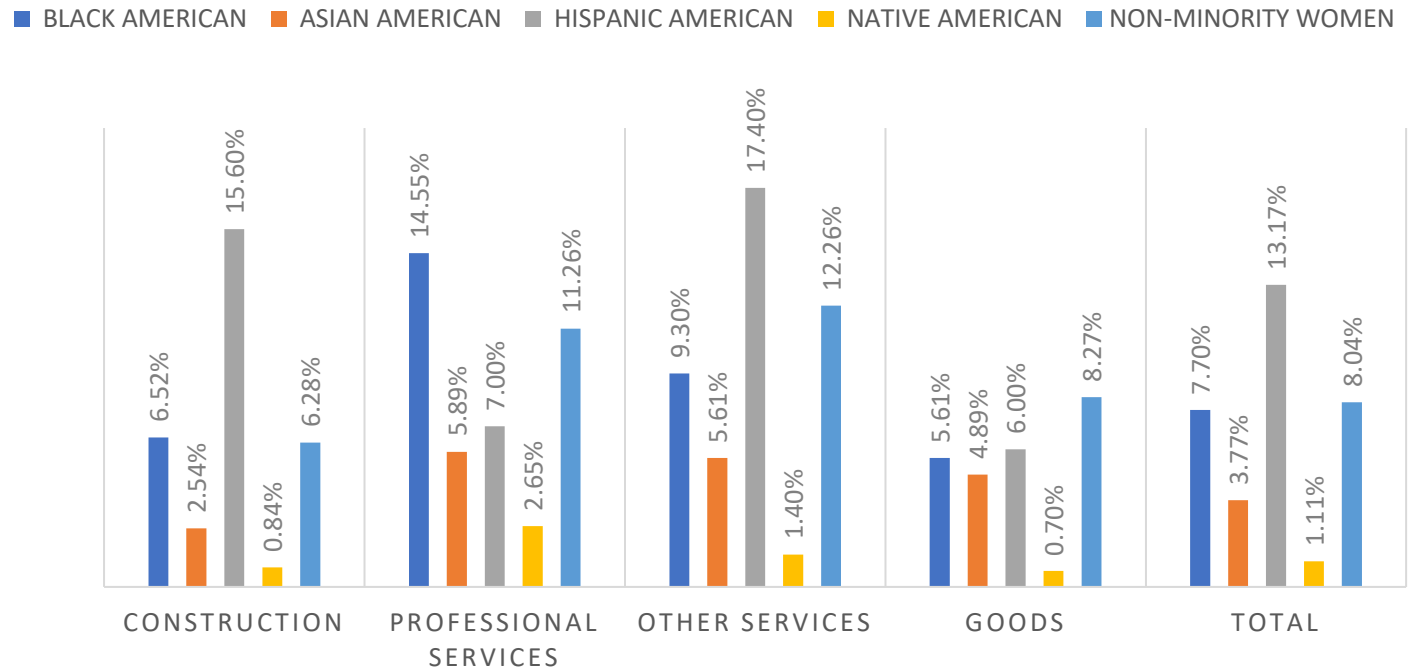
ACDBE Utilization – Total Spend FY 18 - 22

- The City's utilization of ACDBE Firms totaled 28.93% vs 62.25% that was spent with Non-ACDBE firms.
- Overall, the highest utilization rates among ACDBEs were Black American firms accounting for 20.67% of dollars spent, and Non-Minority Women firms accounting for 8.11% of dollars spent.



Availability Estimates

- Availability based on the 9 counties within the Relevant Geographic Market.
- The total Availability Estimates are:
 - Asian Americans – 3.77%
 - Black Americans – 7.70%
 - Hispanic Americans – 13.17%
 - Nonminority Women – 8.04%

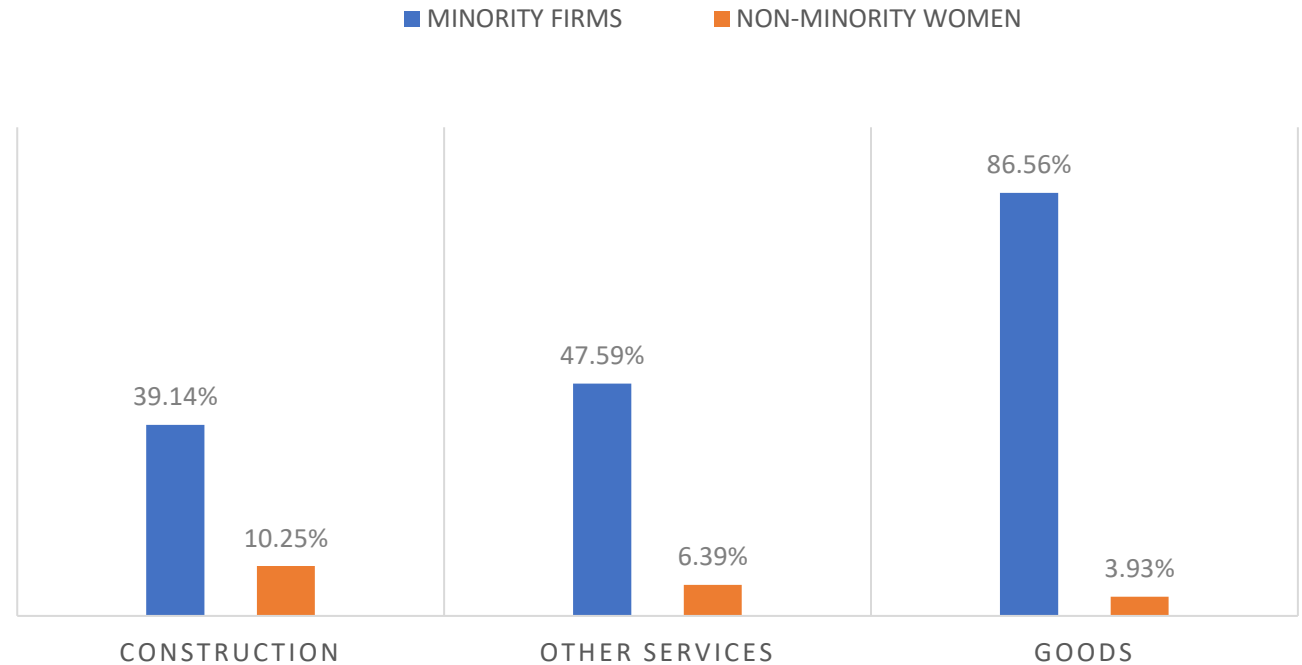


MWBE firms make up 33.8% of estimated availability in the relevant market area.

DBE Availability Estimates

- The total Availability Estimates are:
 - Asian Americans – 5.74%
 - Black Americans – 8.96%
 - Hispanic Americans – 25.11%
 - Nonminority Women – 9.87%

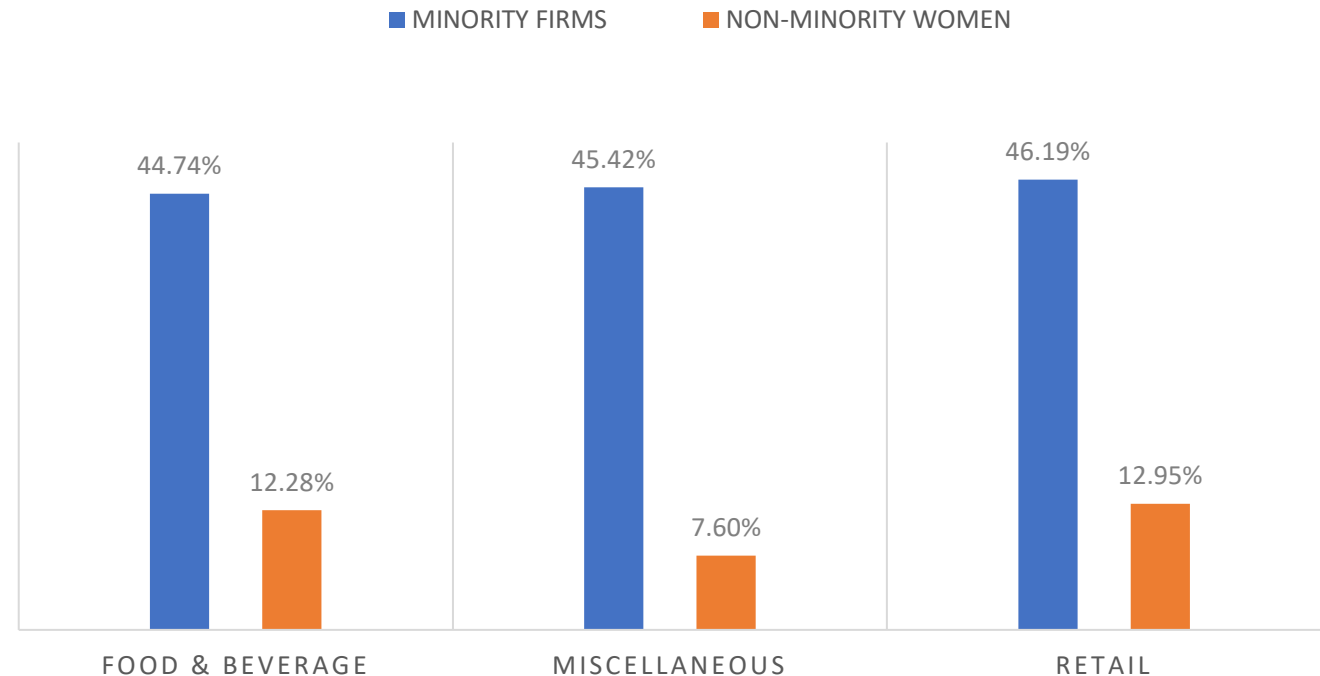
AVAILABILITY ESTIMATES



ACDBE Availability Estimates

- The total Availability Estimates are:
 - Asian Americans – 10.19%
 - Black Americans – 22.44%
 - Hispanic Americans – 11.39%
 - Nonminority Women – 10.93%

AVAILABILITY ESTIMATES



M/WBE Disparity Results

- Disparity index methodology yields an easily calculable value, understandable in its interpretation, and universally comparable result
- Substantial and statistically significant disparity gives evidence of discrimination within the public sector
- MWBEs combined have substantial and statistically significant disparities in all categories

Business Ownership Classification	ALL	CONSTRUCTION	PROFESSIONAL SERVICES	OTHER SERVICES	GOODS
Black Americans	*Disparity*	Disparity	*Disparity*	Disparity	Disparity
Asian Americans	Disparity	Disparity	NO DISPARITY	Disparity	*Disparity*
Hispanic Americans	Disparity	NO DISPARITY	NO DISPARITY	Disparity	*Disparity*
Native Americans	Disparity	Disparity	*Disparity*	Disparity	Disparity
Total MBE Firms	*Disparity*	Disparity	*Disparity*	*Disparity*	*Disparity*
Nonminority Women	Disparity	Disparity	*Disparity*	Disparity	NO DISPARITY
Total MWBE Firms	*Disparity*	Disparity	*Disparity*	*Disparity*	*Disparity*
Unclassified Firms	NO DISPARITY	NO DISPARITY	NO DISPARITY	NO DISPARITY	NO DISPARITY

BOLD Indicates a substantial level of disparity, which is a disparity index below 80.00.

Disparity indicates statistically significant.

DBE Disparity Results

- Analyzed federally funded contracts.
- Disparity index methodology yields an easily calculable value, understandable in its interpretation, and universally comparable result
- Substantial and statistically significant disparity gives evidence of discrimination within the public sector
- M/W/DBEs combined have substantial and statistically significant disparities in all categories

Business Ownership Classification	ALL	CONSTRUCTION	OTHER SERVICES	GOODS
Black Americans	No Disparity	No Disparity	Disparity	No Disparity
Asian Americans	Disparity	Disparity	Disparity	*Disparity*
Hispanic Americans	*Disparity*	*Disparity*	Disparity	Disparity
Native Americans	Disparity	Disparity	Disparity	Not Applicable
Total Minority Firms	*Disparity*	Disparity	*Disparity*	*Disparity*
Nonminority Women	Disparity	Disparity	Disparity	Disparity
Total M/W/DBE Firms	*Disparity*	*Disparity*	*Disparity*	*Disparity*
Unclassified Firms	No Disparity	No Disparity	No Disparity	No Disparity

BOLD Indicates a substantial level of disparity, which is a disparity index below 80.00.

Disparity indicates statistically significant.

ACDBE Disparity Results

- Analyzed federally funded contracts.
- Disparity index methodology yields an easily calculable value, understandable in its interpretation, and universally comparable result
- Substantial and statistically significant disparity gives evidence of discrimination within the public sector
- M/W/ACDBEs combined have substantial and statistically significant disparities in all categories

Business Ownership Classification	ALL	FOOD & BEVERAGE	MISCELLANEOUS	RETAIL
Black Americans	Disparity	Disparity	No Disparity	Disparity
Asian Americans	*Disparity*	*Disparity*	No Disparity	Disparity
Hispanic Americans	*Disparity*	*Disparity*	*Disparity*	No Disparity
Native Americans	Disparity	Disparity	Disparity	Disparity
Total Minority Firms	*Disparity*	*Disparity*	Disparity	Disparity
Nonminority Women	Disparity	Disparity	Disparity	*Disparity*
Total M/W/ACDBE Firms	*Disparity*	*Disparity*	Disparity	Disparity
Unclassified Firms	No Disparity	No Disparity	No Disparity	No Disparity

BOLD Indicates a substantial level of disparity, which is a disparity index below 80.00.

Disparity indicates statistically significant.



Remedies

- Enhance Data Collection
- Advertise Future Informal Procurement Opportunities
- Establish Contract Compliance Process for Indefinite Delivery/Indefinite Quantity (IDIQ) Purchases
- Adopt a Policy Forbidding Exclusivity Agreements between Primes and Subcontractors
- Graduation Program
- Expand SBE Program
- Expand the Office of Business Opportunity Staff
- M/WBE Program Sunset



Q & A