



# Small, Minority, Women and Disadvantaged Business Enterprises FY 2012 Awards Report Overview

EDUCATE. CONNECT. GROW.

Presented to:

**Budget and Fiscal Affairs Committee**

By:

**Marsha E. Murray**

Assistant Director

Annise D. Parker  
Mayor

Carlecia D. Wright  
Director

611 Walker, 7th Floor  
Houston, TX 77002  
[www.houstontx.gov/obo](http://www.houstontx.gov/obo)

T. 713.837.9000 F. 713.837.9055

# Purpose of the Report



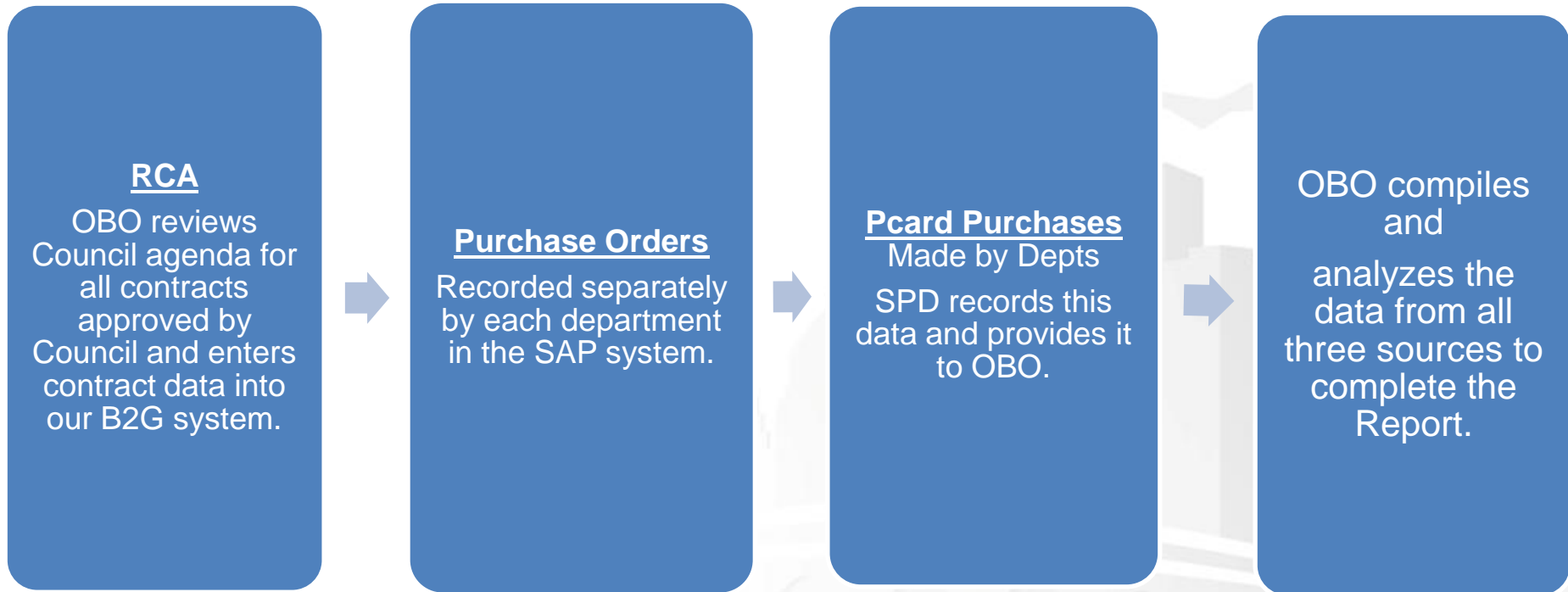
- Compliance with Chapter 15, Article V of the City Code of Ordinances, to track the progress of City Departments in attaining city-wide goals set by City Council
- Since 1984, the S/MWDBE Report was designed to capture the total amounts awarded on each contract as approved by City Council
- Report details the progress City Departments have made in attaining the established goals for the City's S/MWBE program and amounts awarded to certified Disadvantaged Business Enterprises (DBE) who participate in U.S. Department of Transportation funded contracts
- FY2012 Report will be officially distributed and published online this week



# Source of Data



## Current Process of capturing data for the Report:



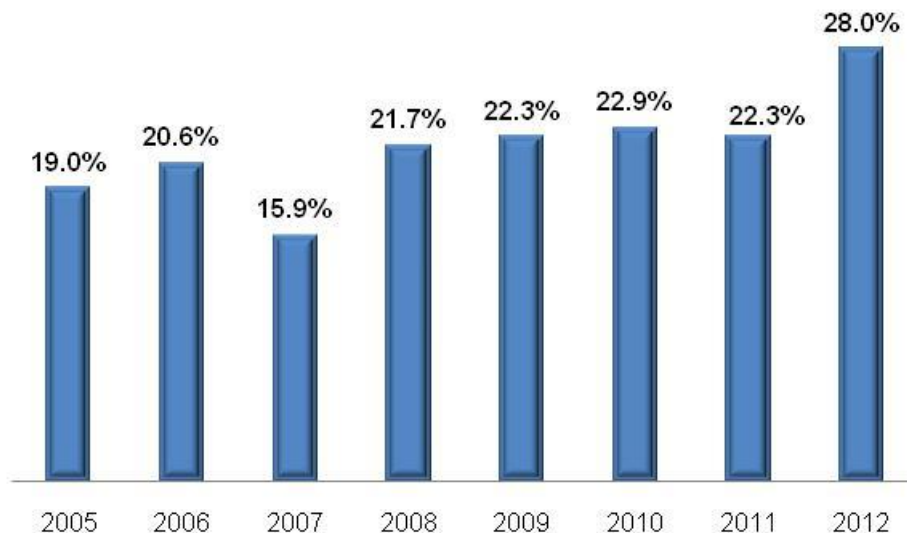
# Historical Trends



## FY2012 Awards

Based on data collected, FY2012 has the highest percentage of awards to certified S/MWDBE vendors in the last seven years. The overall percentage of S/MWDBE awards is 28.0%.

### Previous Years Awards

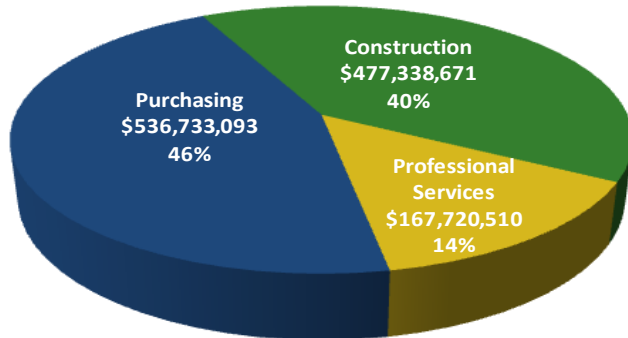


# FY2012 Citywide Summary

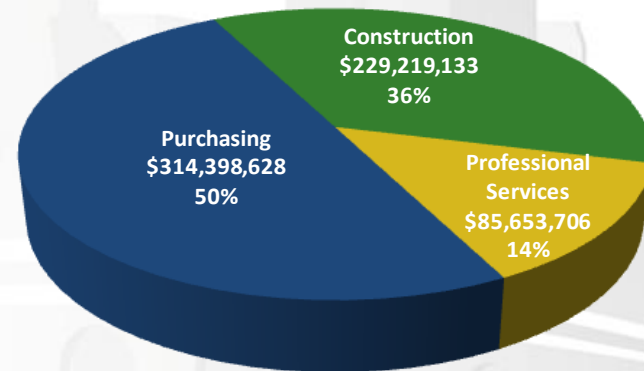


- **Total Awarded to all firms:** \$1,321,182,509
- **Non-Goal Oriented Contracts:** awarded \$108,800,299 of total
- **Goal Oriented:** awarded \$1,212,382,210 of total
- **S/MWDBE Awards:** awarded \$339,651,389 of goal-oriented contract total
- **Waivers and Goal Reduction:** awarded approximately \$79,725,875 of goal-oriented total

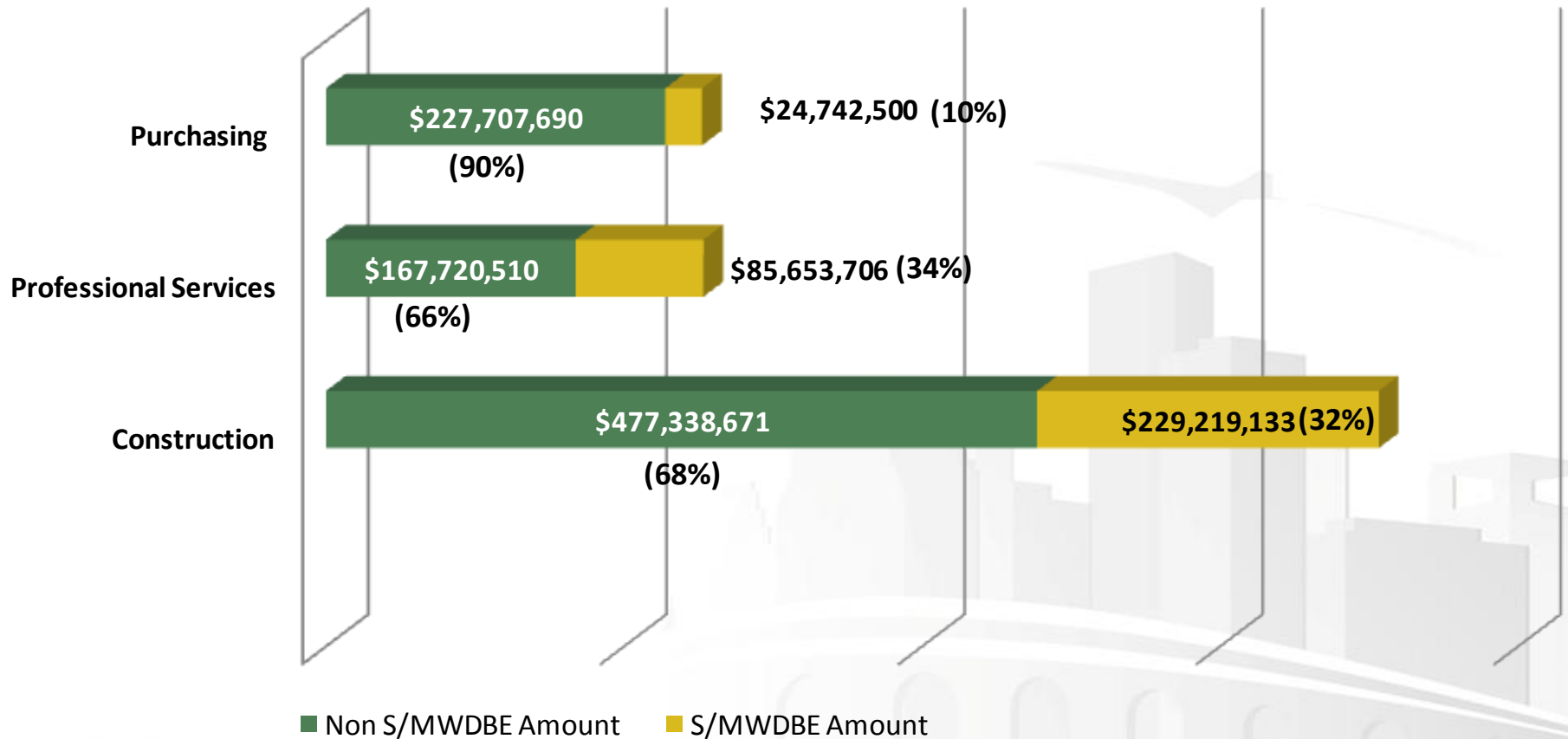
### Non Certified Amount



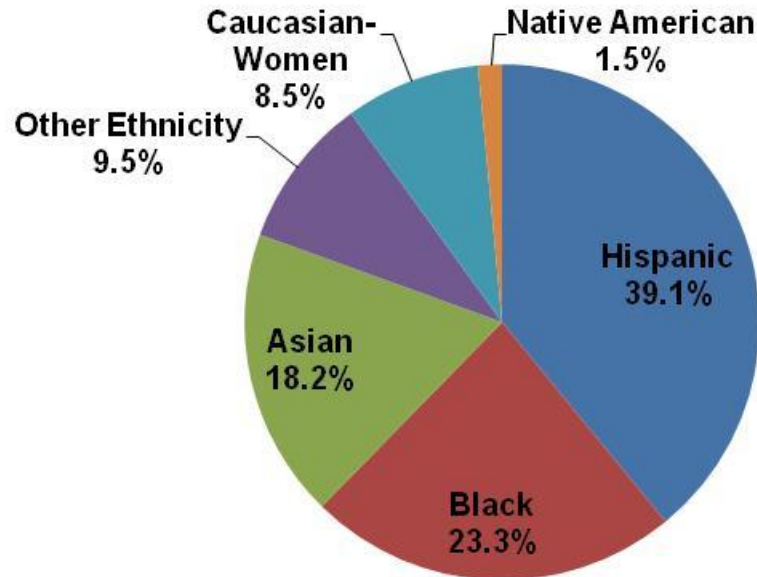
### Certified Amount



# FY2012 Citywide Summary by Contract Type



# Citywide Awards by Certification Type and Ethnicity



Ethnicity	DBE	MBE	SBE	WBE	Other	Total Award	Count
Asian	\$957,856	\$57,365,167	\$2,576,561	\$325,650	\$646,717	\$61,871,952	1,091
Black	\$414,163	\$74,757,292	\$1,410,747	\$148,363	\$2,521,110	\$79,251,675	1,251
Caucasian	\$4,527,525		\$10,724,177	\$11,778,442	\$1,748,819	\$28,778,962	1,222
Hispanic	\$10,236,185	\$104,956,559	\$16,639,116	\$158	\$808,935	\$132,640,953	1,180
Native American		\$4,135,162	\$794,562		\$4,883	\$4,934,607	64
Other Ethnicity			\$31,579,006		\$558,184	\$32,137,190	275
<b>Total Award</b>	<b>\$16,135,729</b>	<b>\$241,214,181</b>	<b>\$63,724,169</b>	<b>\$12,252,612</b>	<b>\$6,288,648</b>	<b>\$339,615,339</b>	<b>5,083</b>

# What to Expect for Future Reports

## **Exclusions for Waivers:**

- Value of contracts that were approved to have a 0% goal are included in the current report.
- Going forward, the Office of Business Opportunity will subtract the value of waivers from overall dollars spent.

## **Payments on Contracts**

- Payments on contracts have not been a part of this report.
- OBO exploring the feasibility of producing additional reports that track progress on individual contracts through payments made to certified firms

## **Bimonthly Reports**

- Beginning in September



Thank You.



EDUCATE. CONNECT. GROW.