



QUARTERLY INVESTMENT REPORT

June 30, 2019

**City of Houston, Texas
Office of the City Controller**

**Chris Brown
City Controller**

**Charisse Mosely
Deputy City Controller**

**Han Au
Investment Manager**



OFFICE OF THE CITY CONTROLLER
CITY OF HOUSTON
TEXAS

July 25, 2019

To Mayor Turner, City Council Members and
The Citizens of Houston:

I am pleased to submit to you the City of Houston's Quarterly Investment Report for the quarter ended June 30, 2019. This report presents the composition of investment pools the City Controller's Office manages.

The Report is organized as follows: Investment Portfolio Summary and Composition of all pools; an analysis of the General and Tax-Exempt pools; security listings by maturity for the quarters ended June 30, 2019 and March 31, 2019.

I hope you find this data useful and informative.

Respectfully submitted,

Chris Brown
City Controller



OFFICE OF THE CITY CONTROLLER
CITY OF HOUSTON
TEXAS

Quarterly Investment Report

We believe the data presented for the quarter ended June 30, 2019 is accurate in all material respects and presented in a manner that fairly sets forth the investment standing of the City of Houston.

This report was prepared in compliance with the City's Investment Policy and the Public Funds Investment Act of the State of Texas.

Chris Brown
City Controller

Charisse Mosely
Deputy City Controller
Treasury Division

Han Au
Investment Manager
Treasury Division

Table of Contents

Executive Summary	Page i
Investment Portfolio Summary	Page 1
Investment Portfolio Composition - General Pool	Page 3
Annual Portfolio Composition - General Pool	Page 4
Investment Portfolio Composition - Tax Exempt Pool	Page 5
Investments by Sector and Maturity as of June 30, 2019	Appendix I
Investments by Sector and Maturity as of March 31, 2019	Appendix II

CITY OF HOUSTON
QUARTERLY INVESTMENT REPORT
Executive Summary
For the Quarter Ended June 30, 2019

The accompanying Quarterly Investment Report lists in summary form and in detail the investment positions of the City of Houston investment pools as of June 30, 2019. As of that date, the City held total investments with a market value of \$4.5 billion. The majority of these funds, with the exception of about \$15 million that must be segregated per federal mandates, are held in the City's General Investment Pool. The General Investment Pool consists of working capital, construction funds, and debt service funds not subject to yield restriction under IRS arbitrage regulations. All investments are governed by state law and the City's Investment Policy, which dictates the following investment objectives, in order of priority:

1. Safety
2. Liquidity
3. Return on Investments
4. Other Legal Requirements

Approximately 56.8% of the City's holdings are currently invested in United States Treasuries. Other investment sectors include 28.6% allocation to US government-sponsored enterprises such as the Federal Home Loan Bank, Fannie Mae, and Freddie Mac, 4.8% to municipal notes and bonds, 5.5% to commercial paper, and 4.3% to high grade money market funds.

The weighted average maturity of the City's investments has historically ranged from about one year up to two years. The weighted average maturity is currently 1.35 years. From an operating standpoint, 32% of the funds invested are designated to be spent on capital projects such as roads and bridges, the water and sewer system and the airport system. Investment maturities are targeted to coincide with planned expenditures. Other investment maturities are targeted to meet short-term obligations such as payroll and debt service payments.

Fitch Ratings has assigned its AA+ credit rating and S1 volatility rating to the General Pool. The AA+ credit quality rating is the highest rating available from Fitch Ratings and reflects the extremely strong protection that the Pool's portfolio investments provide against losses from credit defaults or credit deteriorations. The S1 volatility rating recognizes the Pool's sensitivity to changing market conditions as a result of its low market risk profile and conservative investment policies.

At June 30, 2019, the general pool was yielding 2.155% based on the amortized cost of the portfolio.

**Investment Portfolio Summary
Activity For Quarter Ended
June 30, 2019**

General Pool 9900

	<u>6/30/2019</u>	<u>3/31/2019</u>	<u>Last Quarter Net Change</u>	<u>6/30/2018</u>	<u>Last Year Net Change</u>
Book Value	\$4,494,321,600	\$5,000,089,753	-505,768,153	\$4,039,827,266	454,494,335
Market Value	\$4,515,982,807	\$4,995,284,933	-479,302,126	\$4,002,751,498	513,231,309
Market/Book Ratio	1.00482	0.99904	0.0058	0.9908	0.0140
Accrued Interest	\$13,263,564	\$23,511,029	-10,247,464	\$9,109,213	4,154,351

The General Pool consists of all working capital, construction, and debt service funds which are not subject to yield restriction under IRS arbitrage regulations. Combining the net cash-flows of all funds allows the City to invest in longer-term, higher-yielding securities without sacrificing the ability to meet short-term cash needs. The General Pool strategy, as outlined in the City's Investment Policy, combines a variation on the traditional laddered maturity strategy which matches assets and liabilities, with more active management strategies, such as yield curve analysis and bond swaps.

For the quarter ending June 30, 2019, the 3-month average yield was 2.151%. The weighted average maturity (WAM) as of June 30 was 494 days.



Fitch Ratings has assigned its AAAs credit rating and S1 volatility rating to the General Pool. The AAAs credit quality rating is the highest rating available from Fitch Ratings and reflects the extremely strong protection that the Pool's portfolio investments provide against losses from credit defaults or credit deterioration. The S1 volatility rating recognizes the Pool's sensitivity to changing market conditions as a result of its low market risk profile and conservative investment policies.

Tax Exempt Pool 9901

	<u>6/30/2019</u>	<u>3/31/2019</u>	<u>Last Quarter Net Change</u>	<u>6/30/2018</u>	<u>Last Year Net Change</u>
Book Value	\$7,981,711	\$8,018,155	-36,444	\$7,911,349	70,362
Market Value	\$7,992,022	\$8,012,527	-20,505	\$7,876,761	115,261
Market/Book Ratio	1.0013	0.9993	0.0020	0.9956	0.0057
Accrued Interest	\$113,056	\$53,056	60,000	\$99,861	13,194

The Tax Exempt Pool consists of those funds which are subject to yield restriction and arbitrage regulation under the 1986 Tax Reform Act. This pool was created to do the following: demonstrate compliance with Internal Revenue Code regarding arbitrage, maximize the amount of interest earned and retained by the City from the investment of funds subject to the regulations, minimize the amount of rebate liability, and minimize the cost of administering the arbitrage tracking program. The Tax Exempt Pool strategy, as outlined in the City's Investment Policy, is to invest in high quality, short-term municipal bonds and one or more tax-exempt money market mutual funds in order to meet the liquidity demands of the City.

For the quarter ending June 30, 2019, the 3-month average yield was 1.310%. The WAM was 231 days at June 30, 2019.

**Investment Portfolio Summary
Activity For Quarter Ended
June 30, 2019**

Housing Department Section 108 Pool 9902

	<u>6/30/2019</u>	<u>3/31/2019</u>	<u>Last Quarter Net Change</u>	<u>6/30/2018</u>	<u>Last Year Net Change</u>
Book Value	\$7,243,705	\$7,195,945	47,760	\$7,189,853	53,852
Market Value	\$7,243,872	\$7,196,234	47,638	\$7,190,028	53,844
Market/Book Ratio	1.0000	1.0000	0.0000	1.0000	0.0000
Accrued Interest	\$0	\$0	0	\$0	0

The Housing Department Fund was created to comply with the U.S. Department of Housing and Urban Development (HUD), which requires a separate custodial account for HUD's benefit.

For the quarter ending June 30, 2019, the 3-month average yield was 2.401%. The WAM was 5 days at June 30, 2019.

Investment Portfolio Composition General Pool 9900 Percentages by Market Sector

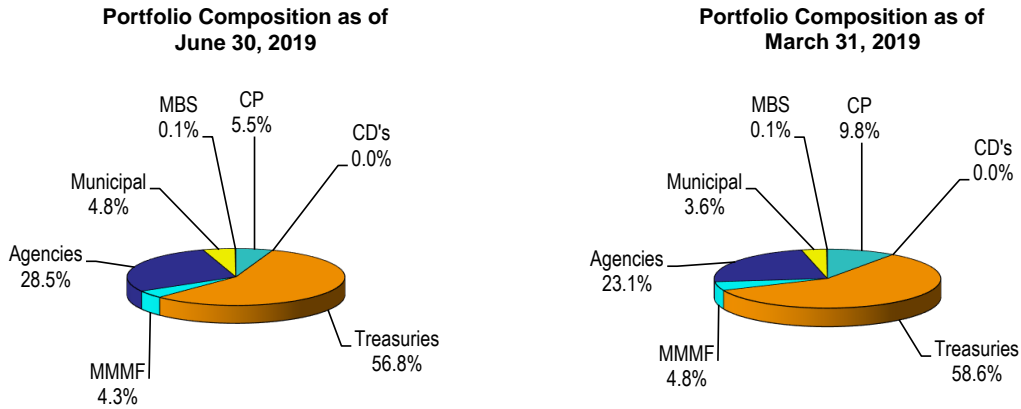


FIGURE 2
Source: City of Houston Controller's Office

Investment Policy Limitations

Money Market Mutual Funds (MMMF)	≤25%
Repurchase Agreements (Repo)	≤15%
Commercial Paper/Banker Acceptances (CP/BA)	≤15%
US Treasury Bills/Notes/Bonds	≥15%
US Agencies	≤85%
Municipal Bonds	≤20%
Mortgage-Backed Securities (MBS) & Collateralized Mortgage Obligations (CMO)	≤20%

The portfolio composition graph for the General Pool (Figure 2) shows the percentage of the pool held in U.S. Treasuries, U.S. Agencies, Mortgage-Backed Securities, Municipal Bonds and liquidity investments (MMMF, Repo and CP) positions. All investments are in compliance with the objectives and restrictions set forth in the City's Investment Policy and the Public Funds Investment Act of the State of Texas.

**Annual Portfolio Composition
General Pool 9900
July 2018 through June 2019**

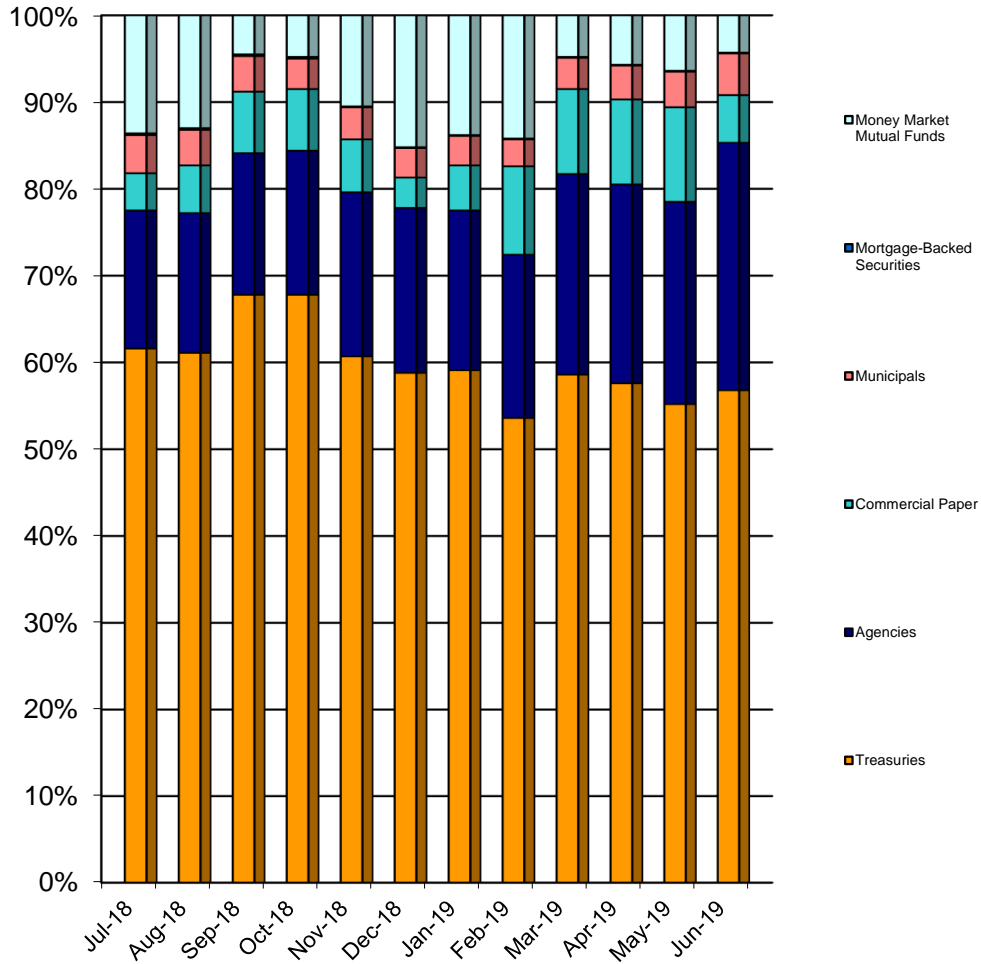
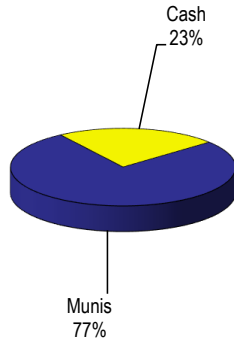


FIGURE 3
Source: City of Houston Controller's Office

**Investment Portfolio Composition
Tax Exempt Pool 9901
Percentages by Market Sector**

**Portfolio Composition as of
June 30, 2019**



**Portfolio Composition as of
March 31, 2019**

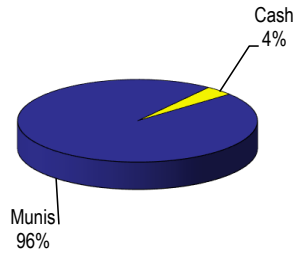


FIGURE 5
Source: City of Houston Controller's Office

Investment Policy Limitations

	<u>Maximum Level</u>
Money Market Mutual Funds (MMMF)	100%
Municipal Notes and Bonds (Including VRDSs)	100%

The portfolio composition graph for the Tax Exempt Pool (Figure 5) shows the percentage of the pool held in Municipal Notes/Bonds/VRDS's and Money Market Mutual Funds. All investments are in compliance with the objectives and restrictions set forth in the City's Investment Policy and the Public Funds Investment Act of the State of Texas.

Appendix I

Investments by Sector and Maturity as of June 30, 2019

INVESTMENT BY SECTOR AND MATURITY - GENERAL FUND 9900
AS OF June 30, 2019

Description	CUSIP	Coupon	Par Value	Maturity Date	Call Date Avg Life	Mod DTW	Purchase Date	Accrued Interest	Book Value	YTC	Current Yield	Market Value
Treasury Notes												
T 1.625 6-30-20	912828XH8	1.625%	25,000,000.00	6/30/2020		0.996	8/31/2016	1,103.94	25,134,895.46	0	1.074	24,918,000.00
T 1.625 6-30-20	912828XH8	1.625%	25,000,000.00	6/30/2020		0.996	11/10/2016	1,103.94	25,086,125.76	0	1.272	24,918,000.00
T 1.625 6-30-20	912828XH8	1.625%	25,000,000.00	6/30/2020		0.996	11/10/2016	1,103.94	25,077,513.19	0	1.307	24,918,000.00
T 3.5 5-15-20	912828ND8	3.500%	25,000,000.00	5/15/2020		0.866	11/14/2016	111,752.72	25,450,899.87	0	1.386	25,321,250.00
T 1.625 6-30-20	912828XH8	1.625%	25,000,000.00	6/30/2020		0.996	11/16/2016	1,103.94	25,034,606.66	0	1.483	24,918,000.00
T 3.5 5-15-20	912828ND8	3.500%	25,000,000.00	5/15/2020		0.866	11/21/2016	111,752.72	25,428,304.48	0	1.488	25,321,250.00
T 2.625 11-15-20	912828PC8	2.625%	20,000,000.00	11/15/2020		1.356	11/23/2016	67,051.63	20,247,143.85	0	1.695	20,205,400.00
T 1.0 11-15-19	912828U32	1.000%	20,000,000.00	11/15/2019		0.378	11/30/2016	25,543.48	19,971,349.84	0	1.388	19,915,600.00
T 1.0 11-15-19	912828U32	1.000%	20,000,000.00	11/15/2019		0.378	12/5/2016	25,543.48	19,968,508.74	0	1.427	19,915,600.00
T 1.0 11-15-19	912828U32	1.000%	20,000,000.00	11/15/2019		0.378	12/15/2016	25,543.48	19,963,556.34	0	1.494	19,915,600.00
T 1.625 6-30-20	912828XH8	1.625%	25,000,000.00	6/30/2020		0.996	12/27/2016	1,103.94	24,973,214.29	0	1.736	24,918,000.00
T 1.375 8-31-20	912828L32	1.375%	25,000,000.00	8/31/2020		1.156	12/28/2016	114,894.70	24,879,156.56	0	1.803	24,845,750.00
T 1.5 5-31-20	912828XE5	1.500%	25,000,000.00	5/31/2020		0.913	12/29/2016	31,762.30	24,967,423.96	0	1.646	24,884,750.00
T 3.5 5-15-20	912828ND8	3.500%	25,000,000.00	5/15/2020		0.866	1/19/2017	111,752.72	25,396,039.59	0	1.636	25,321,250.00
T 1.625 6-30-20	912828XH8	1.625%	25,000,000.00	6/30/2020		0.996	1/20/2017	1,103.94	24,989,194.89	0	1.669	24,918,000.00
T 1.375 10-31-20	912828L99	1.375%	25,000,000.00	10/31/2020		1.323	1/24/2017	57,914.40	24,898,661.77	0	1.689	24,838,000.00
T 2.625 11-15-20	912828PC8	2.625%	25,000,000.00	11/15/2020		1.356	1/25/2017	83,814.54	25,303,810.71	0	1.711	25,256,750.00
T 1.0 11-15-19	912828U32	1.000%	25,000,000.00	11/15/2019		0.378	1/25/2017	31,929.35	24,957,227.71	0	1.464	24,894,500.00
T 1.375 10-31-20	912828L99	1.375%	25,000,000.00	10/31/2020		1.323	2/2/2017	57,914.40	24,902,186.55	0	1.678	24,838,000.00
T 1.0 11-15-19	912828U32	1.000%	25,000,000.00	11/15/2019		0.378	2/2/2017	31,929.35	24,962,329.29	0	1.408	24,894,500.00
T 1.125 6-30-21	912828S27	1.125%	25,000,000.00	6/30/2021		1.983	2/9/2017	764.27	24,684,508.08	0	1.783	24,693,250.00
T 3.5 5-15-20	912828ND8	3.500%	25,000,000.00	5/15/2020		0.866	2/13/2017	111,752.72	25,412,015.60	0	1.564	25,321,250.00
T 1.375 4-30-21	912828Q78	1.375%	25,000,000.00	4/30/2021		1.813	2/14/2017	57,914.40	24,790,420.54	0	1.852	24,815,500.00
T 1.0 11-15-19	912828U32	1.000%	25,000,000.00	11/15/2019		0.378	2/15/2017	31,929.35	24,954,585.47	0	1.492	24,894,500.00
T 1.5 5-15-20	912828X96	1.500%	25,000,000.00	5/15/2020		0.871	6/19/2017	47,894.02	25,002,356.29	0	1.489	24,889,750.00
T 1.125 6-30-21	912828S27	1.125%	25,000,000.00	6/30/2021		1.983	6/20/2017	764.27	24,722,411.92	0	1.701	24,693,250.00
T 1.0 11-15-19	912828U32	1.000%	25,000,000.00	11/15/2019		0.378	9/14/2017	31,929.35	24,962,905.44	0	1.400	24,894,500.00
T 1.5 5-15-20	912828X96	1.500%	25,000,000.00	5/15/2020		0.871	9/18/2017	47,894.02	25,002,577.32	0	1.488	24,889,750.00
T 2.625 11-15-20	912828PC8	2.625%	25,000,000.00	11/15/2020		1.356	9/21/2017	83,814.54	25,335,251.94	0	1.623	25,256,750.00
T 1.5 5-15-20	912828X96	1.500%	20,000,000.00	5/15/2020		0.871	9/26/2017	38,315.22	19,996,621.60	0	1.520	19,911,800.00
T 2.0 11-30-20	912828A42	2.000%	20,000,000.00	11/30/2020		1.402	9/27/2017	33,879.78	20,096,823.17	0	1.648	20,041,400.00
T 2.625 11-15-20	912828PC8	2.625%	20,000,000.00	11/15/2020		1.356	10/16/2017	67,051.63	20,255,972.44	0	1.669	20,205,400.00
T 2.625 11-15-20	912828PC8	2.625%	20,000,000.00	11/15/2020		1.356	10/17/2017	67,051.63	20,252,961.91	0	1.680	20,205,400.00
T 1.75 6-30-22	912828XW5	1.750%	25,000,000.00	6/30/2022		2.935	10/25/2017	1,188.86	24,788,317.32	0	2.047	25,031,250.00
T 1.625 6-30-20	912828XH8	1.625%	25,000,000.00	6/30/2020		0.996	11/8/2017	1,103.94	24,979,999.22	0	1.707	24,918,000.00
T 2.625 11-15-20	912828PC8	2.625%	25,000,000.00	11/15/2020		1.356	11/14/2017	83,814.54	25,269,200.09	0	1.819	25,256,750.00
T 2.125 6-30-21	912828WR7	2.125%	25,000,000.00	6/30/2021		1.969	12/8/2017	1,443.62	25,056,560.24	0	2.007	25,179,750.00
T 2.125 6-30-21	912828WR7	2.125%	25,000,000.00	6/30/2021		1.969	12/12/2017	1,443.61	25,039,659.28	0	2.042	25,179,750.00
T 2.125 6-30-21	912828WR7	2.125%	25,000,000.00	6/30/2021		1.969	12/20/2017	1,443.61	25,023,278.28	0	2.076	25,179,750.00
T 2.125 6-30-21	912828WR7	2.125%	25,000,000.00	6/30/2021		1.969	12/20/2017	1,443.61	25,014,964.63	0	2.094	25,179,750.00
T 1.125 6-30-21	912828S27	1.125%	25,000,000.00	6/30/2021		1.983	12/26/2017	764.27	24,528,357.65	0	2.107	24,693,250.00
T 2.125 6-30-21	912828WR7	2.125%	25,000,000.00	6/30/2021		1.969	1/4/2018	1,443.61	24,996,074.60	0	2.133	25,179,750.00
T 2.625 11-15-20	912828PC8	2.625%	25,000,000.00	11/15/2020		1.356	1/9/2018	83,814.54	25,191,012.22	0	2.051	25,256,750.00
T 1.5 10-31-19	912828F62	1.500%	25,000,000.00	10/31/2019		0.337	1/12/2018	63,179.35	24,961,789.20	0	1.964	24,948,250.00
T 1.5 10-31-19	912828F62	1.500%	25,000,000.00	10/31/2019		0.337	1/18/2018	63,179.35	24,955,717.16	0	2.038	24,948,250.00
T 1.0 11-15-19	912828U32	1.000%	25,000,000.00	11/15/2019		0.378	1/22/2018	31,929.35	24,903,709.77	0	2.043	24,894,500.00
T 2.625 11-15-20	912828PC8	2.625%	25,000,000.00	11/15/2020		1.356	1/25/2018	83,814.54	25,139,733.25	0	2.204	25,256,750.00
T 1.375 4-30-20	912828K58	1.375%	25,000,000.00	4/30/2020		0.830	1/29/2018	57,914.40	24,834,768.46	0	2.190	24,868,250.00
T 1.125 6-30-21	912828S27	1.125%	25,000,000.00	6/30/2021		1.983	2/2/2018	764.27	24,373,357.70	0	2.436	24,693,250.00
T 1.125 6-30-21	912828S27	1.125%	25,000,000.00	6/30/2021		1.983	2/15/2018	764.27	24,357,461.53	0	2.513	24,693,250.00
T 1.125 6-30-21	912828S27	1.125%	25,000,000.00	6/30/2021		1.983	2/20/2018	764.27	24,348,436.05	0	2.489	24,693,250.00
T 1.75 11-15-20	912828G3	1.750%	25,000,000.00	11/15/2020		1.362	2/28/2018	55,876.36	24,785,444.02	0	2.396	24,963,000.00
T 2.0 11-15-21	912828RR3	2.000%	25,000,000.00	11/15/2021		2.326	3/7/2018	63,858.70	24,718,170.84	0	2.499	25,163,000.00
T 2.0 10-31-21	912828F96	2.000%	25,000,000.00	10/31/2021		2.284	3/14/2018	84,239.13	24,710,273.74	0	2.522	25,151,500.00

Description	CUSIP	Coupon	Par Value	Maturity Date	Call Date Avg Life	Mod DTW	Purchase Date	Accrued Interest	Book Value	YTC	Current Yield	Market Value
T 3.125 5-15-21	912828QN3	3.125%	25,000,000.00	5/15/2021		1.830	3/29/2018	99,779.21	25,312,525.63	0	2.428	25,615,250.00
T 3.125 5-15-21	912828QN3	3.125%	25,000,000.00	5/15/2021		1.830	5/22/2018	99,779.21	25,173,225.52	0	2.738	25,615,250.00
T 1.125 8-31-21	9128282F6	1.125%	25,000,000.00	8/31/2021		2.138	6/7/2018	94,004.76	24,186,898.04	0	2.700	24,668,000.00
T 1.125 8-31-21	9128282F6	1.125%	25,000,000.00	8/31/2021		2.138	6/7/2018	94,004.76	24,185,586.57	0	2.752	24,668,000.00
T 1.125 6-30-21	912828S27	1.125%	25,000,000.00	6/30/2021		1.983	6/11/2018	764.27	24,261,803.70	0	2.671	24,693,250.00
T 2.125 8-15-21	912828RC6	2.125%	25,000,000.00	8/15/2021		2.073	6/12/2018	199,585.64	24,702,371.53	0	2.712	25,190,500.00
T 2.0 8-31-21	912828D72	2.000%	25,000,000.00	8/31/2021		2.117	6/26/2018	167,119.57	24,661,443.78	0	2.654	25,132,750.00
T 1.0 11-15-19	912828U32	1.000%	25,000,000.00	11/15/2019		0.378	8/15/2018	31,929.35	24,858,451.86	0	2.533	24,894,500.00
T 1.375 12-15-19	912828U73	1.375%	25,000,000.00	12/15/2019		0.460	8/16/2018	15,027.32	24,869,020.06	0	2.540	24,921,000.00
T 1.5 6-15-20	912828XU9	1.500%	25,000,000.00	6/15/2020		0.955	8/21/2018	16,393.44	24,746,533.48	0	2.587	24,889,750.00
T 1.5 6-15-20	912828XU9	1.500%	25,000,000.00	6/15/2020		0.955	8/23/2018	16,393.44	24,745,249.95	0	2.592	24,889,750.00
T 1.0 11-15-19	912828U32	1.000%	25,000,000.00	11/15/2019		0.378	9/5/2018	31,929.35	24,857,506.99	0	2.541	24,894,500.00
T 1.75 11-15-20	9128283G3	1.750%	25,000,000.00	11/15/2020		1.362	9/10/2018	55,876.36	24,673,933.52	0	2.731	24,963,000.00
T 1.625 10-15-20	912828Z22	1.625%	25,000,000.00	10/15/2020		1.279	9/13/2018	85,467.90	24,645,845.73	0	2.759	24,920,000.00
T 1.75 11-15-20	9128283G3	1.750%	25,000,000.00	11/15/2020		1.362	9/14/2018	55,876.36	24,736,813.42	0	2.796	24,963,000.00
T 2.625 11-15-20	912828PC8	2.625%	25,000,000.00	11/15/2020		1.356	9/17/2018	83,814.54	24,938,943.84	0	2.808	25,256,750.00
T 2.625 6-15-21	9128284T4	2.625%	25,000,000.00	6/15/2021		1.920	9/20/2018	28,688.52	24,874,014.63	0	2.893	25,417,000.00
T 2.625 6-15-21	9128284T4	2.625%	25,000,000.00	6/15/2021		1.920	9/21/2018	28,688.52	24,875,289.63	0	2.891	25,417,000.00
T 2.625 5-15-21	9128284P2	2.625%	25,000,000.00	5/15/2021		1.836	9/25/2018	83,814.54	24,879,131.40	0	2.894	25,385,750.00
T 1.375 5-31-21	912828R77	1.375%	25,000,000.00	5/31/2021		1.896	9/27/2018	29,115.44	24,309,123.50	0	2.881	24,812,500.00
T 1.625 10-15-20	912828Z22	1.625%	25,000,000.00	10/15/2020		1.279	9/28/2018	85,467.90	24,627,010.57	0	2.819	24,920,000.00
T 1.625 11-30-20	912828M98	1.625%	25,000,000.00	11/30/2020		1.404	10/10/2018	34,409.15	24,557,976.83	0	2.918	24,921,000.00
T 1.375 8-31-20	912828L32	1.375%	25,000,000.00	8/31/2020		1.156	10/15/2018	114,894.70	24,582,031.25	0	2.852	24,845,750.00
T 1.875 12-15-20	9128283L2	1.875%	25,000,000.00	12/15/2020		1.444	10/16/2018	20,491.80	24,642,015.14	0	2.893	25,011,750.00
T 1.875 6-30-20	912828VJ6	1.875%	25,000,000.00	6/30/2020		0.995	10/17/2018	1,273.78	24,763,251.11	0	2.848	24,978,500.00
T 2.125 8-31-20	912828VV9	2.125%	25,000,000.00	8/31/2020		1.151	10/22/2018	177,564.54	24,782,705.49	0	2.892	25,058,500.00
T 1.5 5-15-20	912828X96	1.500%	25,000,000.00	5/15/2020		0.871	11/14/2018	47,894.02	24,710,880.47	0	2.856	24,889,750.00
T 2.625 5-15-21	9128284P2	2.625%	25,000,000.00	5/15/2021		1.836	11/27/2018	83,814.54	24,898,914.91	0	2.849	25,385,750.00
T 1.5 6-15-20	912828XU9	1.500%	25,000,000.00	6/15/2020		0.955	11/29/2018	16,393.44	24,696,122.83	0	2.801	24,889,750.00
T 1.5 5-15-20	912828X96	1.500%	25,000,000.00	5/15/2020		0.871	12/3/2018	47,894.02	24,712,901.71	0	2.845	24,889,750.00
T 1.5 5-15-20	912828X96	1.500%	25,000,000.00	5/15/2020		0.871	12/4/2018	47,894.02	24,722,419.50	0	2.800	24,889,750.00
T 1.375 5-31-20	912828K58	1.375%	25,000,000.00	4/30/2020		0.830	12/10/2018	57,914.40	24,723,297.65	0	2.733	24,868,250.00
T 2.625 7-31-20	912828Y46	2.625%	25,000,000.00	7/31/2020		1.064	12/12/2018	273,739.64	24,955,190.99	0	2.794	25,183,500.00
T 2.5 6-30-20	912828XY1	2.500%	25,000,000.00	6/30/2020		0.994	12/27/2018	1,698.37	24,966,917.40	0	2.635	25,130,750.00
T 1.375 9-30-19	912828X27	1.375%	25,000,000.00	9/30/2019		0.252	1/3/2019	86,407.10	24,924,797.46	0	2.587	24,948,250.00
T 1.5 10-31-19	912828F62	1.500%	25,000,000.00	10/31/2019		0.337	1/4/2019	63,179.35	24,910,712.89	0	2.578	24,948,250.00
T 1.0 8-31-19	912828TN0	1.000%	25,000,000.00	8/31/2019		0.170	1/7/2019	83,559.78	24,934,835.15	0	2.563	24,946,750.00
T 1.5 5-15-20	912828X96	1.500%	25,000,000.00	5/15/2020		0.871	1/8/2019	47,894.02	24,765,466.53	0	2.595	24,889,750.00
T 2.625 8-31-20	9128284Y3	2.625%	25,000,000.00	8/31/2020		1.147	1/8/2019	219,344.43	25,002,781.81	0	2.614	25,205,000.00
T 1.5 6-15-20	912828XU9	1.500%	25,000,000.00	6/15/2020		0.955	1/9/2019	16,393.44	24,732,597.38	0	2.642	24,889,750.00
T 1.5 6-15-20	912828XU9	1.500%	25,000,000.00	6/15/2020		0.955	1/10/2019	16,393.44	24,743,248.24	0	2.596	24,889,750.00
T 1.5 6-15-20	912828XU9	1.500%	25,000,000.00	6/15/2020		0.955	1/15/2019	16,393.44	24,748,721.20	0	2.572	24,889,750.00
T 2.625 5-15-21	9128284P2	2.625%	25,000,000.00	5/15/2021		1.836	1/16/2019	83,814.54	25,028,331.80	0	2.562	25,385,750.00
T 2.375 4-15-21	9128284G2	2.375%	25,000,000.00	4/15/2021		1.757	1/17/2019	124,914.62	24,918,774.81	0	2.562	25,254,000.00
T 2.625 5-15-21	9128284P2	2.625%	25,000,000.00	5/15/2021		1.836	1/18/2019	83,814.54	25,012,621.61	0	2.596	25,385,750.00
T 7.25 8-15-22	912810EM6	7.250%	25,000,000.00	8/15/2022		2.807	2/12/2019	680,939.23	28,540,869.14	0	2.496	29,162,000.00
T 2.625 5-15-21	9128284P2	2.625%	25,000,000.00	5/15/2021		1.837	3/20/2019	83,814.54	25,076,499.47	0	2.456	25,385,750.00
T 8.125 8-15-21	912810EK0	8.125%	25,000,000.00	8/15/2021		1.951	3/26/2019	763,121.55	28,021,249.46	0	2.261	28,275,000.00
T 1.625 7-31-20	912828XM7	1.625%	25,000,000.00	7/31/2020		1.071	3/28/2019	169,457.87	24,813,653.57	0	2.324	24,917,000.00
T 2.875 10-31-23	9128285K2	2.875%	25,000,000.00	10/31/2023		4.093	6/17/2019	121,093.75	26,059,662.65	0	1.852	26,172,750.00
Subtotal Treasury Notes		1.950%	2,560,000,000.00	11/1/2020		1.316		7,190,798.77	2,556,108,018.28		2.221	2,570,532,700.00
Commerical Paper												
MUFGBK 2.57 9-3-19	62479MW33	2.570%	50,000,000.00	9/3/2019		0.178	4/30/19	0.00	49,769,125.30	0	2.593	49,805,500.00
MUFGBK 2.57 9-3-19	62479MW33	2.570%	50,000,000.00	9/3/2019		0.178	5/1/19	0.00	49,769,125.29	0	2.593	49,805,500.00
MUFGBK 2.58 11-22-19	62479MYN7	2.580%	50,000,000.00	11/22/2019		0.397	5/7/19	0.00	49,481,034.49	0	2.617	49,576,000.00
TDBANK 2.41 7-1-19	89119BU12	2.410%	50,000,000.00	7/1/2019		0.003	6/6/19	0.00	49,996,652.78	0	2.414	50,000,000.00
MUFGBK 2.34 10-25-19	62479MXR9	2.340%	50,000,000.00	10/25/2019		0.320	6/18/19	0.00	49,619,750.00	0	2.360	49,652,000.00
Subtotal Commerical Paper		2.494%	250,000,000.00	9/16/2019		0.215		0.00	248,635,687.86		2.515	248,839,000.00

Description	CUSIP	Coupon	Par Value	Maturity Date	Call Date Avg Life	Mod DTW	Purchase Date	Accrued Interest	Book Value	YTC	Current Yield	Market Value
Mortgage-Backed Securities												
FGG18008 4.5 09-01-1	3128MMAJ2	4.500%	3,687.75	9/1/2019		0.149	12/21/2004	13.83	3,687.75	0	4.478	3,765.73
FGG18065 5.00 07-01	3128MMCB7	5.000%	25,497.90	7/1/2020		0.495	7/19/2005	106.24	25,497.90	0	4.838	26,215.67
FGB19758 5.00 08-01-1	312972ZX3	5.000%	12,985.85	8/1/2020		0.568	8/16/2005	54.11	12,985.85	0	4.893	13,292.76
FGG18073 5.00 09-01-1	3128MMCK7	5.000%	31,208.01	9/1/2020		0.562	10/18/2005	130.03	31,208.01	0	4.989	32,054.68
FGG18079 5.50 10-01-1	3128MMCR2	5.500%	45,143.83	10/1/2020		0.561	11/17/2005	206.91	45,143.83	0	5.366	45,578.10
FGG11810 5.5 12-01-2	31336WAJ8	5.500%	30,235.80	12/1/2020		0.478	12/15/2005	138.58	30,235.80	0	5.419	30,551.40
FGG11807 5.5 10-01-2	31336WAF6	5.500%	44,605.50	10/1/2020		0.491	12/15/2005	204.44	44,605.50	0	5.388	44,995.73
FGG18101 5.5 02-01-2	3128MMDF7	5.500%	38,656.05	2/1/2021		0.727	2/16/2006	177.17	38,656.05	0	5.369	39,320.88
FGG18096 5.5 1-1-21	3128MMDA8	5.500%	40,138.08	1/1/2021		0.671	2/16/2006	183.97	40,138.08	0	5.373	40,795.35
FN865183 5.5 02-01-2	31409AFY0	5.500%	56,597.53	2/1/2021		0.653	3/16/2006	259.41	56,597.53	0	5.403	57,071.68
FGG18106 5.5 03-01-2	3128MMDL4	5.500%	55,378.64	3/1/2021		0.744	3/16/2006	253.82	55,356.34	0	5.470	56,389.25
FNCl 5.5 04-01-21	31407HVV5	5.500%	88,459.20	4/1/2021		0.800	4/18/2006	405.44	88,459.20	0	5.475	89,602.90
FGG18115 6.0 05-01-2	3128MMDV2	6.000%	51,653.49	5/1/2021		0.774	5/16/2006	258.27	51,653.49	0	5.811	52,474.63
FGG18124 6.0 6-1-21	3128MMD67	6.000%	46,175.76	6/1/2021		0.842	6/19/2006	230.88	46,175.76	0	5.845	47,318.17
FGG18124 6.0 6-1-21	3128MMD67	6.000%	61,863.39	6/1/2021		0.842	7/18/2006	309.32	61,863.39	0	5.963	63,393.98
FGCl03360 5.50 09-01	3128PEWV6	5.500%	23,470.80	9/1/2021		0.944	9/18/2006	107.57	23,470.80	0	5.556	23,816.69
FGG12369 5.5 10-01-2	3128M1QW2	5.500%	63,220.41	10/1/2021		0.808	10/17/2006	289.76	63,195.29	0	5.472	64,440.40
FNCl 5.5 11-01-21	31410VVE7	5.500%	54,928.80	11/1/2021		1.056	11/16/2006	251.76	54,894.69	0	5.487	56,145.18
FGG18157 5.5 12-01-2	3128MMFE4	5.500%	84,437.12	12/1/2021		1.004	1/17/2007	387.00	84,403.23	0	5.472	86,845.60
FGG18169 5.5 02-01-2	3128MMFK4	5.500%	83,600.88	2/1/2022		1.053	2/15/2007	383.17	83,600.88	0	5.559	86,013.18
FGG12514 5.5 02-01-2	3128MBAP2	5.500%	86,429.68	2/1/2022		0.966	3/19/2007	396.14	86,429.68	0	5.462	88,723.75
FN938603 5.5 05-01-2	31412YGL0	5.500%	48,184.40	5/1/2022		1.015	5/17/2007	220.85	48,184.40	0	5.434	49,152.09
FGJ05074 5.5 06-01-2	3128PGT78	5.500%	10,265.20	6/1/2022		1.211	6/18/2007	47.05	10,265.20	0	5.462	10,294.65
FGG12692 5.5 06-1-22	3128MBF93	5.500%	105,411.43	6/1/2022		1.159	6/18/2007	483.14	105,411.43	0	5.457	108,280.03
FGJ05038 5.5 07-01-2	3128PGS38	5.500%	79,592.88	7/1/2022		1.092	6/18/2007	364.80	79,592.88	0	5.561	81,191.55
FGG12718 5.5 07-01-2	3128MBG35	5.500%	90,465.13	7/1/2022		1.145	7/17/2007	414.63	90,465.13	0	5.632	93,366.30
FGJ05317 5.5 08-01-2	3128PG4A8	5.500%	169,381.07	8/1/2022		1.212	9/18/2007	776.33	169,381.07	0	5.569	174,442.32
FGJ05440 6.0 08-01-2	3128PHBH3	6.000%	19,540.76	8/1/2022		1.268	9/18/2007	97.70	19,540.76	0	5.872	19,730.86
FGJ05665 5.5 10-01-2	3128PHJJ1	5.500%	52,345.04	10/1/2022		1.223	10/16/2007	239.91	52,310.22	0	5.534	53,594.54
FGG112956 5.0 01-01-1	3128MBQH3	5.000%	90,357.92	1/1/2023		1.113	12/17/2007	376.49	90,316.14	0	4.982	92,493.47
FGCl 4.5 02-01-23	3128PJYV3	4.500%	37,976.00	2/1/2023		1.425	2/19/2008	142.41	37,962.53	0	4.481	38,778.99
FGG18239 5.0 03-01-2	3128MMHR7	5.000%	149,181.20	3/1/2023		1.403	3/18/2008	621.59	149,181.20	0	4.949	153,681.51
FGJ07494 4.5 04-01-2	3128PKKF0	4.500%	36,080.48	4/1/2023		1.066	4/17/2008	135.30	36,080.48	0	4.610	36,843.39
FGG13072 5.0 04-01-2	3128MBT56	5.000%	115,206.60	4/1/2023		1.357	3/18/2008	480.03	115,152.54	0	5.077	118,653.51
FNCl 5.0 5-1-23	31412MRU4	5.000%	201,764.40	5/1/2023		1.490	5/19/2008	840.69	201,710.40	0	5.021	207,739.33
FGG18259 5.5 06-01-2	3128MMJD6	5.500%	236,446.16	6/1/2023		1.494	6/17/2008	1,083.71	236,446.16	0	5.347	247,781.03
FGG18259 5.5 06-01-2	3128MMJD6	5.500%	237,754.81	6/1/2023		1.494	7/17/2008	1,089.71	237,742.98	0	5.518	249,152.47
FGJ08476 5.5 08-01-2	3128PLMZ2	5.500%	322,988.16	8/1/2023		1.620	8/18/2008	1,480.36	322,910.55	0	5.564	337,124.47
FGG13247 5.0 07-01-2	3128MBZL4	5.000%	134,966.71	7/1/2023		1.455	9/16/2008	562.36	135,013.36	0	4.842	139,062.79
FGCl 6.0 9-1-22	3128MB4G9	5.500%	140,978.44	9/1/2022		1.032	11/18/2008	646.15	140,980.13	0	5.352	144,698.12
FGCl 4.5 04-01-23	3128PKRH9	4.500%	77,186.82	4/1/2023		1.483	12/16/2008	289.45	77,502.44	0	4.254	79,646.47
FGG18300 4.0 1-1-24	3128MMKN2	4.000%	244,567.60	1/1/2024		1.705	1/20/2009	815.23	244,567.60	0	3.691	253,976.81
FGJ09194 4.0 1-1-24	3128PMGB0	4.000%	191,278.24	1/1/2024		1.706	2/20/2009	637.59	191,278.24	0	3.800	198,637.26
FGCl 4.0 03-01-24	3128MMKQ5	4.000%	227,222.88	3/1/2024		1.732	3/17/2009	757.41	227,222.88	0	3.826	235,964.79
FGCl 4.0 05-01-24	3128PMUV0	4.000%	360,583.76	5/1/2024		1.806	4/16/2009	1,201.95	360,583.76	0	3.744	374,456.44
FGCl 4.0 05-01-24	3128MMKW2	4.000%	245,268.88	5/1/2024		1.787	5/18/2009	817.56	245,268.88	0	3.790	254,742.11
FGCl 4.0 06-01-24	3128MMK28	4.000%	339,155.60	6/1/2024		1.810	6/16/2009	1,130.52	339,155.60	0	4.051	352,228.11
FGJ10251 4.0 7-1-24	3128PPH48	4.000%	82,247.22	7/1/2024		1.786	7/16/2009	274.16	82,247.22	0	3.842	85,411.50
FGJ12604 4.0 07-01-2	3128PR3M9	4.000%	459,101.86	7/1/2025		2.078	12/20/2010	1,530.34	459,101.86	0	3.619	477,722.84
FGG14777 4.0 8-1-25	3128MDQ63	4.000%	162,256.00	8/1/2025		1.143	6/18/2013	540.85	162,823.39	0	3.025	168,498.45
Subtotal Mortgage-Backed Securities		4.813%	5,696,130.12	12/31/2020		1.441		22,846.09	5,696,658.48		4.684	5,886,151.91
Agency Notes												
FNMA 1.75 11-26-19	3135G0ZY2	1.750%	25,000,000.00	11/26/2019		0.408	3/16/2016	42,534.72	25,034,739.08	0	1.399	24,963,500.00
FNMA 1.75 11-26-19	3135G0ZY2	1.750%	25,000,000.00	11/26/2019		0.408	3/23/2016	42,534.72	25,047,013.22	0	1.276	24,963,500.00
FHLMC 1.25 10-2-19	3137EADM8	1.250%	25,000,000.00	10/2/2019		0.257	5/25/2016	77,256.94	25,000,498.78	0	1.242	24,939,500.00
FHLMC 1.25 10-2-19	3137EADM8	1.250%	25,000,000.00	10/2/2019		0.257	6/9/2016	77,256.94	25,012,779.35	0	1.047	24,939,500.00

Description	CUSIP	Coupon	Par Value	Maturity Date	Call Date Avg Life	Mod DTW	Purchase Date	Accrued Interest	Book Value	YTC	Current Yield	Market Value
FNMA 1.75 11-26-19	3135G0ZY2	1.750%	25,000,000.00	11/26/2019		0.408	6/15/2016	42,534.72	25,074,609.47	0	1.004	24,963,500.00
FNMA 1.75 11-26-19	3135G0ZY2	1.750%	25,000,000.00	11/26/2019		0.408	6/20/2016	42,534.72	25,073,073.00	0	1.019	24,963,500.00
FNMA 1.5 6-22-20	3135G0D75	1.500%	25,000,000.00	6/22/2020		0.974	8/17/2016	9,375.00	25,104,214.93	0	1.065	24,872,500.00
FHLMC 1.25 8-22-19 1	3134G95D5	1.250%	25,000,000.00	8/22/2019	8/22/2019	0.145	8/22/2016	111,979.17	25,000,000.00	1.25	1.148	24,963,500.00
FHLMC 1.25 8-23-19 1	3134G95G8	1.250%	25,000,000.00	8/23/2019	8/23/2019	0.148	8/23/2016	111,111.11	25,000,000.00	1.25	1.148	24,962,750.00
FNMA 1.5 6-22-20	3135G0D75	1.500%	25,000,000.00	6/22/2020		0.974	8/30/2016	9,375.00	25,090,593.03	0	1.121	24,872,500.00
FHLB 1.0 9-26-19	3130A9EP2	1.000%	20,000,000.00	9/26/2019		0.241	9/14/2016	52,777.79	19,995,516.53	0	1.095	19,942,000.00
FHLB 1.1 2-20-20	3130A9DX6	1.100%	20,000,000.00	2/20/2020		0.636	9/26/2016	80,055.56	20,005,714.18	0	1.055	19,867,800.00
FHLMC 1.44 9-27-19 1	3134GAKV5	1.440%	25,000,000.00	9/27/2019	9/27/2019	0.244	9/27/2016	94,000.00	25,000,000.00	1.44	1.301	24,951,500.00
FHLB 1.375 9-13-19	313380FB8	1.375%	20,000,000.00	9/13/2019		0.205	9/27/2016	82,500.00	20,016,040.70	0	0.978	19,966,200.00
FHLB 1.0 9-26-19	3130A9EP2	1.000%	20,000,000.00	9/26/2019		0.241	9/28/2016	52,777.78	20,001,412.18	0	0.970	19,942,000.00
FHLB 1.375 9-13-19	313380FB8	1.375%	20,000,000.00	9/13/2019		0.205	9/29/2016	82,500.00	20,015,152.91	0	1.000	19,966,200.00
FHLB 1.375 9-11-20	313380WGB	1.375%	20,000,000.00	9/11/2020		1.187	10/13/2016	84,027.78	20,026,604.20	0	1.261	19,867,400.00
FHLMC 1.375 5-1-20	3137EADR7	1.375%	20,000,000.00	5/1/2020		0.833	10/24/2016	45,833.33	20,039,482.34	0	1.134	19,885,800.00
FHLB 4.125 3-13-20	3133XXP50	4.125%	12,000,000.00	3/13/2020		0.693	10/25/2016	148,500.00	12,244,697.28	0	1.163	12,171,480.00
FNMA 1.5 6-22-20	3135G0D75	1.500%	10,000,000.00	6/22/2020		0.974	10/25/2016	3,750.00	10,033,924.26	0	1.146	9,949,000.00
FHLB 2.375 12-13-19	3130A0JR2	2.375%	25,000,000.00	12/13/2019		0.454	2/8/2017	29,687.50	25,103,310.23	0	1.445	25,015,000.00
FHLB 2.375 12-13-19	3130A0JR2	2.375%	25,000,000.00	12/13/2019		0.454	2/8/2017	29,687.50	25,102,990.36	0	1.448	25,015,000.00
FHLB 2.4 8-13-20 1xc	3130AAQT8	2.400%	25,000,000.00	8/13/2020	8/13/2020	1.102	2/13/2017	230,000.00	25,000,000.00	2.4	2.000	25,116,750.00
FHLB 2.375 8-13-20 1	3130AAQP6	2.375%	25,000,000.00	8/13/2020	8/13/2020	1.102	2/13/2017	227,604.17	25,000,000.00	2.375	1.974	25,109,750.00
FFCB 1.75 2-16-21	3133EG7F6	1.750%	25,000,000.00	2/16/2021		1.602	2/16/2017	164,062.50	24,998,428.20	0	1.754	24,972,750.00
FHLMC 2.375 5-22-20	3134GA3D4	2.375%	25,000,000.00	5/22/2020	5/22/2020	0.889	2/22/2017	64,322.92	25,000,000.00	2.375	1.938	25,101,500.00
FHLMC 2.44 8-24-20 1	3134GA5S9	2.440%	25,000,000.00	8/24/2020	8/24/2020	1.132	2/24/2017	215,194.44	25,000,000.00	2.44	2.040	25,148,500.00
FAMCA 2.93 10-1-20	3132X07B1	2.930%	25,000,000.00	10/1/2020		1.234	11/6/2018	183,125.00	24,983,819.43	0	2.984	25,200,500.00
FHLB 2.875 9-11-20	313370US5	2.875%	25,000,000.00	9/11/2020		1.176	11/7/2018	219,618.06	24,963,362.40	0	3.000	25,276,000.00
FHLB 2.875 9-11-20	313370US5	2.875%	25,000,000.00	9/11/2020		1.176	11/13/2018	219,618.06	24,975,026.94	0	2.960	25,276,000.00
FAMCA 2.7 6-15-21	31422BBT6	2.700%	25,000,000.00	6/15/2021		1.919	1/25/2019	30,000.00	25,000,000.00	0	2.700	25,268,500.00
FAMCA 2.7 6-15-21	31422BBV1	2.700%	25,000,000.00	6/15/2021		1.919	1/28/2019	30,000.00	25,000,000.00	0	2.700	25,265,500.00
FAMCA 2.7 5-12-21	31422BBW9	2.700%	25,000,000.00	5/12/2021		1.827	2/1/2019	91,875.00	25,000,000.00	0	2.700	25,245,000.00
FHLB 3.0 12-9-22	3130AFE78	3.000%	25,000,000.00	12/9/2022		3.292	2/12/2019	45,833.33	25,344,688.41	0	2.576	25,992,500.00
FNMA 2.0 10-5-22	3135G0T78	2.000%	25,000,000.00	10/5/2022		3.160	2/21/2019	119,444.44	24,572,929.46	0	2.550	25,175,000.00
FAMCA 2.57 6-1-22	31422BDB3	2.570%	25,000,000.00	6/1/2022		2.826	2/28/2019	53,541.67	25,000,000.00	0	2.570	25,445,000.00
FAMCA 2.57 5-2-22	31422BDC1	2.570%	25,000,000.00	5/2/2022		2.745	2/28/2019	105,298.61	25,000,000.00	0	2.570	25,423,500.00
FNMA 1.375 10-7-21	3135G0Q89	1.375%	25,000,000.00	10/7/2021		2.235	3/11/2019	80,208.33	24,399,771.53	0	2.474	24,751,250.00
FHLB 3.0 12-9-22	3130AFE78	3.000%	25,000,000.00	12/9/2022		3.292	3/12/2019	45,833.33	25,420,712.73	0	2.484	25,992,500.00
FHLB 3.0 12-9-22	3130AFE78	3.000%	20,000,000.00	12/9/2022		3.292	3/13/2019	36,666.67	20,346,939.28	0	2.468	20,794,000.00
FAMCA 2.5 6-1-22	31422BBD4	2.500%	25,000,000.00	6/1/2022		2.828	3/18/2019	52,083.33	25,000,000.00	0	2.500	25,397,000.00
FHLB 2.875 12-10-21	3130A0EN6	2.875%	20,000,000.00	12/10/2021		2.375	3/19/2019	33,541.67	20,197,809.83	0	2.453	20,513,000.00
FHLB 2.875 9-11-20	313370US5	2.875%	25,000,000.00	9/11/2020		1.176	3/22/2019	219,618.06	25,120,745.36	0	2.461	25,276,000.00
FHLB 3.0 12-9-22	3130AFE78	3.000%	20,000,000.00	12/9/2022		3.292	3/25/2019	36,666.67	20,481,512.28	0	2.266	20,794,000.00
FNMA 2.0 10-5-22	3135G0T78	2.000%	25,000,000.00	10/5/2022		3.161	3/27/2019	119,444.44	24,858,863.84	0	2.181	25,175,000.00
FAMCA 2.23 12-1-22	31422BED8	2.230%	25,000,000.00	12/1/2022		3.327	3/29/2019	46,458.33	25,000,000.00	0	2.230	25,231,500.00
FHLB 2.5 3-11-22	313378WG2	2.500%	15,000,000.00	3/11/2022		2.606	4/9/2019	114,583.34	15,050,265.46	0	2.370	15,272,550.00
FHLB 2.125 6-9-23	3133834G3	2.125%	25,000,000.00	6/9/2023		3.798	6/11/2019	32,465.28	25,107,827.28	0	2.011	25,301,000.00
FHLB 2.125 6-9-23	3133834G3	2.125%	25,000,000.00	6/9/2023		3.798	6/11/2019	32,465.28	25,105,532.56	0	2.013	25,301,000.00
FHLB 2.125 6-10-22	313379Q69	2.125%	25,000,000.00	6/10/2022		2.867	6/12/2019	30,989.58	25,138,188.30	0	1.931	25,217,500.00
FNMA 2.875 9-12-23	3135G0U43	2.875%	25,000,000.00	9/12/2023		3.959	6/17/2019	217,621.53	25,964,209.06	0	1.914	26,037,250.00
FFCB 2.8 9-5-23	3133EJYL7	2.800%	25,000,000.00	9/5/2023		3.945	6/19/2019	225,555.55	25,837,967.51	0	1.960	25,869,000.00
FFCB 2.83 12-29-23	3133EJHV4	2.830%	10,000,000.00	12/29/2023		4.260	6/20/2019	1,572.22	10,437,238.78	0	1.813	10,408,200.00
FAMCA 1.91 7-3-23	31422BHE3	1.910%	25,000,000.00	7/3/2023		3.842	6/26/2019	6,631.94	25,000,000.00	0	1.910	24,972,500.00
FFCB 1.77 6-26-23	3133EKSNT	1.770%	25,000,000.00	6/26/2023		3.868	6/26/2019	6,145.83	24,941,660.16	0	1.831	24,922,000.00
Subtotal Agency Notes		2.130%	1,272,000,000.00	4/22/2021		1.756		4,690,679.86	1,276,269,864.83		1.876	1,282,185,630.00
Municipal Bonds												
LEXUTL 5.0 9-1-19	528902JY6	5.000%	1,005,000.00	9/1/2019		0.172	11/18/2014	16,749.99	1,009,463.79	0	2.201	1,009,100.40
COO 2.28 11-15-19	213185JL6	2.280%	1,850,000.00	11/15/2019		0.378	1/23/2015	5,389.67	1,851,965.13	0	1.980	1,847,114.00
CTS 2.294 3-15-20	20772JZL9	2.294%	1,085,000.00	3/15/2020		0.703	4/21/2015	7,328.69	1,088,329.16	0	1.838	1,084,804.70
COOHGR 2.125 12-1-19	216129DS2	2.125%	1,000,000.00	12/1/2019		0.422	4/27/2015	1,770.83	1,001,298.18	0	1.800	998,470.00
CINWTR 1.955 12-1-19	172311JZ6	1.955%	4,380,000.00	12/1/2019		0.422	8/12/2015	7,135.75	4,382,534.19	0	1.811	4,371,152.40

Description	CUSIP	Coupon	Par Value	Maturity Date	Call Date Avg Life	Mod DTW	Purchase Date	Accrued Interest	Book Value	YTC	Current Yield	Market Value
CTS 2.25 8-1-19	20772JL42	2.250%	1,000,000.00	8/1/2019		0.088	8/19/2015	9,375.00	1,000,169.15	0	2.040	999,930.00
PTMTRN 2.12 9-1-19	73474TAE0	2.120%	6,690,000.00	9/1/2019		0.172	8/26/2015	47,276.00	6,692,368.05	0	1.900	6,689,130.30
CHAPWR 2.3 9-1-20	162393EY4	2.300%	1,000,000.00	9/1/2020		1.153	10/20/2015	7,666.66	1,004,777.81	0	1.870	1,001,670.00
NYC 2.15 6-1-20	64966LN56	2.150%	1,425,000.00	6/1/2020		0.914	3/1/2016	2,553.14	1,431,404.39	0	1.640	1,424,586.75
RIVHGR 2.345 8-1-19	76886PPA6	2.345%	1,125,000.00	8/1/2019		0.088	3/7/2016	10,992.19	1,125,777.47	0	1.500	1,125,033.75
MIS 6.85 11-1-19 sin	5946103R6	6.850%	515,000.00	11/1/2019		0.334	3/29/2016	5,879.58	522,672.06	0	2.189	522,848.60
WAS 3.95 2-1-20	93974CXE5	3.950%	1,000,000.00	2/1/2020		0.577	6/24/2016	16,458.33	1,014,774.80	0	1.350	1,011,130.00
ENEPWR 2.653 7-1-20	29270CYN9	2.653%	1,500,000.00	7/1/2020		0.983	7/1/2016	19,897.50	1,518,221.76	0	1.400	1,505,175.00
ARLSCD 1.393 2-15-20	0418262C1	1.393%	3,000,000.00	2/15/2020		0.622	7/26/2016	15,787.33	3,000,000.00	0	1.393	2,987,430.00
STNPWR 2.178 7-1-19	84247PHU8	2.178%	1,400,000.00	7/1/2019		0.003	9/2/2016	15,246.00	1,400,000.00	0	1.250	1,400,000.00
CTS 2.534 4-15-20	20772JEK4	2.534%	1,650,000.00	4/15/2020		0.785	9/20/2016	8,826.77	1,664,368.94	0	1.400	1,653,828.00
MIS 4.3 4-15-20	5946106Y8	4.300%	1,500,000.00	4/15/2020		0.781	10/3/2016	13,616.67	1,533,999.61	0	1.350	1,527,765.00
CTS 2.534 4-15-20	20772JEK4	2.534%	1,000,000.00	4/15/2020		0.785	10/24/2016	5,349.56	1,008,315.41	0	1.450	1,002,320.00
VYHGR 1.676 8-1-20	92603PEQ1	1.676%	1,445,000.00	8/1/2020		1.074	10/31/2016	10,090.92	1,446,904.16	0	1.550	1,439,942.50
ANAHSG 1.565 10-1-20	032556CA8	1.565%	2,565,000.00	10/1/2020		1.241	11/1/2016	10,035.56	2,560,821.31	0	1.700	2,544,582.60
CAS 6.2 10-1-19	13063A7G3	6.200%	1,000,000.00	10/1/2019		0.255	11/3/2016	15,500.00	1,011,789.80	0	1.397	1,010,000.00
NYC 2.15 6-1-20	64966LN56	2.150%	1,000,000.00	6/1/2020		0.914	11/14/2016	1,791.67	1,005,426.28	0	1.540	999,710.00
PTMTRN 2.737 9-1-21	73474TAG5	2.737%	1,400,000.00	9/1/2021		2.103	11/22/2016	12,772.67	1,416,828.47	0	2.150	1,418,746.00
ENEPWR 2.653 7-1-20	29270CYN9	2.653%	1,190,000.00	7/1/2020		0.983	12/6/2016	15,785.35	1,196,889.29	0	2.050	1,194,105.50
NYC 2.0 12-1-19	64966MGF0	2.000%	2,500,000.00	12/1/2019		0.422	12/20/2016	4,166.67	2,502,737.68	0	1.730	2,497,850.00
CHE 2.129 5-15-20	165573C38	2.129%	1,500,000.00	5/15/2020		0.870	2/3/2017	4,080.58	1,504,172.86	0	1.800	1,501,650.00
DALUTL 2.21 10-1-20	2354167C2	2.210%	2,400,000.00	10/1/2020		1.236	2/7/2017	13,260.00	2,406,052.33	0	2.000	2,405,424.00
OKSWTR 2.444 4-1-20	67919PLJ0	2.444%	1,140,000.00	4/1/2020		0.747	2/7/2017	6,965.40	1,145,433.49	0	1.790	1,143,716.40
ENEPWR 2.117 7-1-20	29270CL52	2.117%	1,000,000.00	7/1/2020		0.987	3/31/2017	10,585.00	1,001,607.97	0	1.950	999,070.00
ORL 2.1 12-1-21	686356PN0	2.100%	6,325,000.00	12/1/2021		2.368	4/6/2017	11,068.75	6,297,510.07	0	2.290	6,305,329.25
SMCHGR 1.632 8-1-19	802385PV0	1.632%	1,000,000.00	8/1/2019		0.088	4/13/2017	6,800.00	1,000,000.00	0	1.632	999,550.00
NYSENV 2.138 6-15-21	64986DED3	2.138%	10,000,000.00	6/15/2021		1.927	4/13/2017	9,502.22	10,000,000.00	0	2.138	10,006,400.00
TXS 2.762 8-1-20	882723FM6	2.762%	1,350,000.00	8/1/2020		1.066	4/18/2017	15,536.26	1,363,907.33	0	1.780	1,361,583.00
DNNSCD 2.25 8-15-19	249002AR7	2.250%	1,000,000.00	8/15/2019		0.126	6/9/2017	8,500.00	1,000,858.55	0	1.540	999,970.00
ORL 1.7 6-1-20	535783JH8	1.700%	1,660,000.00	6/1/2020		0.915	6/22/2017	2,351.67	1,660,000.00	0	1.700	1,652,496.80
ORL 2.0 12-1-21	686356NY8	2.000%	2,020,000.00	12/1/2021		2.370	7/12/2017	3,366.67	2,008,421.54	0	2.250	2,006,627.60
FRE 1.54 8-1-19	355694Y95	1.540%	2,500,000.00	8/1/2019		0.088	8/7/2017	16,041.67	2,500,081.87	0	1.500	2,498,325.00
UTS 3.289 7-1-20 BAB	917542QT2	3.289%	1,120,000.00	7/1/2020		0.979	8/9/2017	18,418.40	1,137,307.59	0	1.700	1,133,171.20
TUCWTR 1.809 7-1-19	8987968P5	1.809%	1,000,000.00	7/1/2019		0.003	9/28/2017	9,045.00	1,000,000.00	0	1.671	1,000,000.00
TXS 3.5 10-1-20	882724DS3	3.500%	1,000,000.00	10/1/2020		1.227	10/3/2017	8,750.00	1,021,460.42	0	1.732	1,019,800.00
NYSFAC 2.119 1-15-21	64985HYV3	2.119%	1,250,000.00	1/15/2021		1.510	11/9/2017	12,213.68	1,250,000.00	0	2.119	1,250,675.00
NYC 3.15 8-1-22	64966K2R3	3.150%	1,000,000.00	8/1/2022		2.929	12/8/2017	13,125.00	1,018,799.75	0	2.500	1,034,510.00
ALA 2.562 8-1-20	010878AL0	2.562%	3,000,000.00	8/1/2020		1.067	3/29/2018	32,025.00	3,000,000.00	0	2.562	3,016,140.00
ALA 3.5 8-1-19	010878AK2	3.500%	5,000,000.00	8/1/2019		0.088	3/29/2018	72,916.67	5,004,401.83	0	2.434	5,004,600.00
CAS 2.6 4-1-20	13063DFZ6	2.600%	1,250,000.00	4/1/2020		0.746	4/25/2018	8,125.00	1,250,695.36	0	2.524	1,256,075.00
CAS 2.6 4-1-20	13063DFZ6	2.600%	1,000,000.00	4/1/2020		0.746	4/25/2018	6,500.00	1,000,556.29	0	2.524	1,004,860.00
NYC 2.85 3-1-22	64966MWH8	2.850%	3,000,000.00	3/1/2022		2.566	5/7/2018	28,500.00	2,984,947.65	0	3.050	3,062,850.00
BAL 2.247 8-1-22	05914FMF4	2.247%	1,670,000.00	8/1/2022		2.969	5/18/2018	15,635.38	1,626,733.17	0	3.150	1,670,384.10
HAR 4.0 10-1-22	414005RPF5	4.000%	3,175,000.00	10/1/2022		3.057	5/18/2018	31,750.00	3,256,271.34	0	3.150	3,382,295.75
REGTRN 3.013 5-29-20	7599113H1	3.013%	3,500,000.00	5/29/2020		0.906	5/30/2018	17,575.83	3,500,000.00	0	3.013	3,522,785.00
REGTRN 3.013 5-29-20	7599113H1	3.013%	7,000,000.00	5/29/2020		0.906	5/30/2018	35,151.67	7,000,000.00	0	3.013	7,045,570.00
STNPWR 2.81 7-1-20	84247PGZ8	2.810%	1,000,000.00	7/1/2020		0.982	6/21/2018	14,050.00	1,000,093.90	0	2.800	1,007,450.00
NYC 1.7 8-1-22	64966MED7	1.700%	1,295,000.00	8/1/2022		2.996	8/1/2018	9,172.92	1,238,463.66	0	3.220	1,280,418.30
TXS 2.777 10-1-20	882724GR2	2.777%	2,600,000.00	10/1/2020		1.232	9/11/2018	18,050.50	2,600,000.00	0	2.777	2,625,844.00
IOC 2.6 6-1-20	462308L21	2.600%	1,000,000.00	6/1/2020		0.913	9/21/2018	2,166.67	997,315.30	0	2.900	1,004,750.00
BAL 2.097 8-1-21	05914FMF7	2.097%	1,000,000.00	8/1/2021		2.034	11/2/2018	8,737.50	980,076.33	0	3.100	997,390.00
PAS 3.25 12-4-19	702725D74	3.250%	4,730,000.00	12/4/2019		0.430	12/5/2018	87,964.86	4,737,635.99	0	2.860	4,749,014.60
JER 3.0 12-6-19	476576PL1	3.000%	6,685,000.00	12/6/2019		0.435	12/6/2018	114,202.08	6,689,758.98	0	2.830	6,706,592.55
HON 2.212 11-1-20	438670P88	2.212%	2,000,000.00	11/1/2020		1.320	12/27/2018	7,373.33	1,983,425.18	0	2.853	2,006,060.00
WAS 2.86 8-1-21	93974D5N4	2.860%	3,000,000.00	8/1/2021		2.023	1/7/2019	35,750.00	3,018,631.42	0	2.550	3,056,250.00
TXS 1.777 10-1-20	882723A41	1.777%	2,425,000.00	10/1/2020		1.240	1/8/2019	10,773.06	2,399,871.60	0	2.629	2,416,124.50
TXS 1.695 10-1-19	8827237H6	1.695%	2,000,000.00	10/1/2019		0.255	1/9/2019	8,475.00	1,995,026.72	0	2.700	1,997,520.00
LOS 2.44 9-1-22	544351KR9	2.440%	5,000,000.00	9/1/2022		3.045	1/16/2019	40,666.67	4,953,435.39	0	2.751	5,042,950.00
HON 2.412 11-1-21	438670Q61	2.412%	2,000,000.00	11/1/2021		2.277	1/24/2019	8,040.00	1,982,641.52	0	2.800	2,019,180.00

Description	CUSIP	Coupon	Par Value	Maturity Date	Call Date Avg Life	Mod DTW	Purchase Date	Accrued Interest	Book Value	YTC	Current Yield	Market Value
IRVSCD 3.0 2-15-20	463813VQ5	3.000%	2,000,000.00	2/15/2020		0.618	1/25/2019	22,666.67	2,004,379.32	0	2.640	2,010,920.00
HON 2.412 11-1-21	438670P96	2.412%	1,935,000.00	11/1/2021		2.277	2/1/2019	7,778.70	1,921,822.57	0	2.715	1,953,556.65
HON 2.412 11-1-21	438670Q61	2.412%	2,000,000.00	11/1/2021		2.277	2/1/2019	8,040.00	1,986,379.92	0	2.715	2,019,180.00
MSS 2.314 11-1-21	605581AG2	2.314%	1,250,000.00	11/1/2021		2.279	2/25/2019	4,820.83	1,239,149.48	0	2.700	1,259,775.00
CASPWR 2.0 5-1-22	13066YTZ2	2.000%	1,000,000.00	5/1/2022		2.762	2/26/2019	3,333.33	980,509.04	0	2.720	1,000,850.00
QLESCD 5.0 12-1-20	680616ZG7	5.000%	3,060,000.00	12/1/2020		1.384	3/6/2019	12,750.00	3,157,965.28	0	2.670	3,185,674.20
CHE 2.411 5-15-21	165573C46	2.411%	1,000,000.00	5/15/2021		1.840	3/28/2019	3,080.72	1,000,184.56	0	2.400	1,009,530.00
MULSCD 1.65 6-15-20	625517JN8	1.650%	8,240,000.00	6/15/2020		0.954	3/29/2019	6,042.67	8,178,160.54	0	2.451	8,209,264.80
HON 1.506 10-1-20	438670S56	1.506%	2,000,000.00	10/1/2020		1.242	3/29/2019	7,530.00	1,978,161.54	0	2.401	1,990,680.00
PALPOL 1.789 10-1-20	696560LB5	1.789%	7,000,000.00	10/1/2020		1.239	3/29/2019	31,307.50	6,946,059.82	0	2.420	6,974,590.00
CHE 2.541 5-15-22	165573C53	2.541%	1,500,000.00	5/15/2022		2.782	4/17/2019	4,870.25	1,499,607.68	0	2.550	1,525,590.00
SALSCD 1.25 6-15-20	794173FX7	1.250%	4,000,000.00	6/15/2020		0.955	4/17/2019	2,222.22	3,950,423.97	0	2.571	3,967,480.00
WSO 2.875 4-17-20	954898FL1	2.875%	10,000,000.00	4/17/2020		0.784	4/24/2019	58,298.61	10,025,114.36	0	2.551	10,051,700.00
MDS 2.0 3-15-21	574193NB0	2.000%	5,000,000.00	3/15/2021		1.679	5/2/2019	29,444.45	4,968,433.29	0	2.380	5,009,150.00
ENEPWR 2.803 7-1-21	29270CYP4	2.803%	1,065,000.00	7/1/2021		1.935	5/6/2019	14,925.97	1,070,807.89	0	2.520	1,075,990.80
LEX 4.6 6-1-20	52908ERV7	4.600%	1,100,000.00	6/1/2020		0.908	5/8/2019	4,216.67	1,121,050.20	0	2.470	1,124,728.00
CRTHGR 2.781 8-1-21	156792GV9	2.781%	1,000,000.00	8/1/2021		2.019	5/16/2019	11,587.50	1,007,660.37	0	2.400	1,016,330.00
JERDEV 3.5 5-28-20	476637AB9	3.500%	2,000,000.00	5/28/2020		0.903	5/29/2019	6,222.22	2,015,921.90	0	2.601	2,023,420.00
HIS 1.85 5-1-20	419792SM9	1.850%	2,455,000.00	5/1/2020		0.832	5/29/2019	7,569.58	2,443,309.17	0	2.431	2,447,831.40
TUL 2.55 4-1-20	899645B38	2.550%	10,000,000.00	4/1/2020		0.749	6/3/2019	19,833.33	10,005,001.68	0	2.482	10,024,900.00
MIS 1.8 5-1-21	594612DT7	1.800%	2,580,000.00	5/1/2021		1.809	6/7/2019	7,740.00	2,570,725.13	0	2.000	2,563,771.80
HIS 2.75 1-1-21	419792XB7	2.750%	1,015,000.00	1/1/2021		1.463	6/10/2019	13,956.25	1,024,112.76	0	2.139	1,024,865.80
MES 2.5 6-1-20	56052AD45	2.500%	1,000,000.00	6/1/2020		0.914	6/26/2019	347.22	1,002,588.72	0	2.215	1,003,310.00
Subtotal Municipal Bonds		2.486%	216,020,000.00	9/11/2020		1.186		1,359,239.63	216,004,961.48		2.344	216,932,916.00
Money Market Mutual Funds												
CHASE MONEY MARKET F		0.010%	0.00	7/1/2019		0.000	2/1/2008	0.00	0.00	0	0.010	0.00
TexStar960 Cash Rese		2.378%	191,606,409.42	7/1/2019		0.003	7/1/2011	0.00	191,606,409.42	0	2.378	191,606,409.42
Subtotal Money Market Mutual Funds		2.378%	191,606,409.42	7/1/2019		0.003		0.00	191,606,409.42		2.378	191,606,409.42
TOTAL FUND 9900		2.078%	4,495,322,539.54	11/3/2020		1.319		13,263,564.35	4,494,321,600.35		2.155	4,515,982,807.33

**INVESTMENT BY SECTOR AND MATURITY - TAX EXEMPT FUND 9901
AS OF June 30, 2019**

Description	Coupon	Par Value	Maturity Date	Call Date	Mod DTW	Purchase Date	Accrued Interest	Book Value	YTC	Current Yield	Market Value	
Municipal Bonds												
RCNSCD 5.00 2-15-20	763261U28	5.000%	2,000,000.00	2/15/2020	0.613	10/25/2017	37,777.79	2,047,358.86	0	1.139	2,045,860.00	
SCS 5.0 8-1-19	83710RLU9	5.000%	2,000,000.00	8/1/2019	0.088	11/21/2017	41,666.67	2,006,162.28	0	1.300	2,006,000.00	
OHS 5.0 3-15-20	677522NL4	5.000%	1,000,000.00	3/15/2020	0.696	1/9/2019	14,722.22	1,023,032.75	0	1.690	1,026,070.00	
WIL 5.0 2-15-22	969887P36	5.000%	1,000,000.00	2/15/2022	2.457	3/20/2019	18,888.89	1,085,685.30	0	1.640	1,094,620.00	
Subtotal Municipal Bonds		5.000%	6,000,000.00	4/24/2020		0.783		113,055.57	6,162,239.19		1.371	6,172,550.00
TOTAL FUND 9901		5.000%	6,000,000.00	4/24/2020		0.783		113,055.57	6,162,239.19		1.371	6,172,550.00

**INVESTMENT BY SECTOR AND MATURITY - HOUSING DEPARTMENT SECTION 108 FUND 9902
AS OF June 30, 2019**

Description	Coupon	Par Value	Maturity Date	Call Date	Mod DTW	Purchase Date	Accrued Interest	Book Value	YTC	Current Yield	Market Value
Treasury Bills											
B 2.38 7-5-19	912796RW1	2.380%	3,600,000.00	7/5/2019	0.014	2/21/2019	0.00	3,599,040.44	0	2.401	3,599,208.00
Subtotal Treasury Bills		2.380%	3,600,000.00	7/5/2019		0.014		3,599,040.44		2.401	3,599,208.00

Description	CUSIP	Coupon	Par Value	Maturity Date	Call Date Avg Life	Mod DTW	Purchase Date	Accrued Interest	Book Value	YTC	Current Yield	Market Value
TOTAL FUND 9902		2.380%	3,600,000.00	7/5/2019		0.014		0.00	3,599,040.44		2.401	3,599,208.00
GRAND TOTALS		2.083%	4,504,922,539.54	11/3/2020		1.317		13,376,619.92	4,504,082,879.98		2.154	4,525,754,565.33

Appendix II

Investments by Sector and Maturity as of March 31, 2019

INVESTMENT BY SECTOR AND MATURITY - GENERAL FUND 9900
AS OF March 31, 2019

Description	CUSIP	Coupon	Par Value	Maturity Date	Call Date Avg Life	Mod DTW	Purchase Date	Accrued Interest	Book Value	YTC	Current Yield	Market Value
Treasury Notes												
T 1.625 6-30-19	912828WS5	1.625%	25,000,000.00	6/30/2019		0.249	2/2/2016	102,123.62	25,035,432.57	0	1.045	24,944,250.00
T 1.625 6-30-19	912828WS5	1.625%	25,000,000.00	6/30/2019		0.249	2/23/2016	102,123.62	25,038,220.90	0	1.000	24,944,250.00
T 1.625 6-30-19	912828WS5	1.625%	25,000,000.00	6/30/2019		0.249	3/10/2016	102,123.62	25,027,683.56	0	1.171	24,944,250.00
T 1.625 6-30-20	912828XH8	1.625%	25,000,000.00	6/30/2020		1.238	8/31/2016	102,123.62	25,168,435.05	0	1.074	24,761,750.00
T 1.625 6-30-20	912828XH8	1.625%	25,000,000.00	6/30/2020		1.238	11/10/2016	102,123.62	25,107,539.54	0	1.272	24,761,750.00
T 1.625 6-30-20	912828XH8	1.625%	25,000,000.00	6/30/2020		1.238	11/10/2016	102,123.62	25,096,785.60	0	1.307	24,761,750.00
T 3.5 5-15-20	912828ND8	3.500%	25,000,000.00	5/15/2020		1.097	11/14/2016	331,146.41	25,579,124.52	0	1.386	25,299,750.00
T 1.625 6-30-20	912828XH8	1.625%	25,000,000.00	6/30/2020		1.238	11/16/2016	102,123.62	25,043,211.05	0	1.483	24,761,750.00
T 3.5 5-15-20	912828ND8	3.500%	25,000,000.00	5/15/2020		1.097	11/21/2016	331,146.41	25,550,103.56	0	1.488	25,299,750.00
T 2.625 11-15-20	912828PC8	2.625%	20,000,000.00	11/15/2020		1.584	11/23/2016	198,687.85	20,291,767.04	0	1.695	20,087,600.00
T 1.0 11-15-19	912828U32	1.000%	20,000,000.00	11/15/2019		0.620	11/30/2016	75,690.61	19,952,457.35	0	1.388	19,819,600.00
T 1.0 11-15-19	912828U32	1.000%	20,000,000.00	11/15/2019		0.620	12/5/2016	75,690.61	19,947,742.75	0	1.427	19,819,600.00
T 1.0 11-15-19	912828U32	1.000%	20,000,000.00	11/15/2019		0.620	12/15/2016	75,690.61	19,939,524.66	0	1.494	19,819,600.00
T 1.625 6-30-20	912828XH8	1.625%	25,000,000.00	6/30/2020		1.238	12/27/2016	102,123.62	24,966,554.46	0	1.736	24,761,750.00
T 1.375 8-31-20	912828L32	1.375%	25,000,000.00	8/31/2020		1.406	12/28/2016	29,891.30	24,853,463.22	0	1.803	24,648,500.00
T 1.5 5-31-20	912828XE5	1.500%	25,000,000.00	5/31/2020		1.156	12/29/2016	125,686.81	24,958,601.28	0	1.646	24,740,250.00
T 1.625 6-30-19	912828WS5	1.625%	25,000,000.00	6/30/2019		0.249	1/5/2017	102,123.62	25,017,655.74	0	1.336	24,944,250.00
T 3.5 5-15-20	912828ND8	3.500%	25,000,000.00	5/15/2020		1.097	1/19/2017	331,146.41	25,508,663.34	0	1.636	25,299,750.00
T 1.625 6-30-20	912828XH8	1.625%	25,000,000.00	6/30/2020		1.238	1/20/2017	102,123.62	24,986,508.38	0	1.669	24,761,750.00
T 1.375 10-31-20	912828L99	1.375%	25,000,000.00	10/31/2020		1.563	1/24/2017	144,337.02	24,879,803.33	0	1.689	24,622,000.00
T 2.625 11-15-20	912828PC8	2.625%	25,000,000.00	11/15/2020		1.584	1/25/2017	248,359.81	25,358,665.42	0	1.711	25,109,500.00
T 1.0 11-15-19	912828U32	1.000%	25,000,000.00	11/15/2019		0.620	1/25/2017	94,613.26	24,929,022.79	0	1.464	24,774,500.00
T 1.375 10-31-20	912828L99	1.375%	25,000,000.00	10/31/2020		1.563	2/2/2017	144,337.02	24,883,984.06	0	1.678	24,622,000.00
T 1.0 11-15-19	912828U32	1.000%	25,000,000.00	11/15/2019		0.620	2/2/2017	94,613.26	24,937,488.45	0	1.408	24,774,500.00
T 1.125 6-30-21	912828S27	1.125%	25,000,000.00	6/30/2021		2.222	2/9/2017	70,700.97	24,645,233.45	0	1.783	24,391,500.00
T 3.5 5-15-20	912828ND8	3.500%	25,000,000.00	5/15/2020		1.097	2/13/2017	331,146.41	25,529,182.53	0	1.564	25,299,750.00
T 1.375 4-30-21	912828Q78	1.375%	25,000,000.00	4/30/2021		2.049	2/14/2017	144,337.02	24,761,955.26	0	1.852	24,543,000.00
T 1.0 11-15-19	912828U32	1.000%	25,000,000.00	11/15/2019		0.620	2/15/2017	94,613.26	24,924,638.21	0	1.492	24,774,500.00
T 1.5 5-15-20	912828X96	1.500%	25,000,000.00	5/15/2020		1.111	6/19/2017	141,919.89	25,003,026.35	0	1.489	24,755,000.00
T 1.125 6-30-21	912828S27	1.125%	25,000,000.00	6/30/2021		2.222	6/20/2017	70,700.97	24,687,855.82	0	1.701	24,391,500.00
T 1.25 6-30-19	912828XV7	1.250%	25,000,000.00	6/30/2019		0.249	9/13/2017	78,556.63	24,995,251.37	0	1.327	24,922,000.00
T 1.0 11-15-19	912828U32	1.000%	25,000,000.00	11/15/2019		0.620	9/14/2017	94,613.26	24,938,444.52	0	1.400	24,774,500.00
T 1.5 5-15-20	912828X96	1.500%	25,000,000.00	5/15/2020		1.111	9/18/2017	141,919.89	25,003,310.24	0	1.488	24,755,000.00
T 1.25 6-30-19	912828XV7	1.250%	25,000,000.00	6/30/2019		0.249	9/19/2017	78,556.63	24,992,331.95	0	1.375	24,922,000.00
T 2.625 11-15-20	912828PC8	2.625%	25,000,000.00	11/15/2020		1.584	9/21/2017	248,359.81	25,395,783.54	0	1.623	25,109,500.00
T 1.5 5-15-20	912828X96	1.500%	20,000,000.00	5/15/2020		1.111	9/26/2017	113,535.91	19,995,660.88	0	1.520	19,804,000.00
T 2.0 11-30-20	912828A42	2.000%	20,000,000.00	11/30/2020		1.637	9/27/2017	134,065.93	20,113,799.86	0	1.648	19,888,200.00
T .875 5-15-19	912828R44	0.875%	25,000,000.00	5/15/2019		0.123	10/4/2017	82,786.60	24,983,408.41	0	1.420	24,952,000.00
T 1.25 6-30-19	912828XV7	1.250%	25,000,000.00	6/30/2019		0.249	10/10/2017	78,556.63	24,985,707.67	0	1.482	24,922,000.00
T 2.625 11-15-20	912828PC8	2.625%	20,000,000.00	11/15/2020		1.584	10/16/2017	198,687.85	20,302,189.69	0	1.669	20,087,600.00
T 2.625 11-15-20	912828PC8	2.625%	20,000,000.00	11/15/2020		1.584	10/17/2017	198,687.85	20,298,635.60	0	1.680	20,087,600.00
T 1.75 6-30-22	912828XW5	1.750%	25,000,000.00	6/30/2022		3.160	10/25/2017	109,979.28	24,770,741.48	0	2.047	24,623,750.00
T 1.625 6-30-20	912828XH8	1.625%	25,000,000.00	6/30/2020		1.238	11/8/2017	102,123.62	24,975,026.34	0	1.707	24,761,750.00
T 2.625 11-15-20	912828PC8	2.625%	25,000,000.00	11/15/2020		1.584	11/14/2017	248,359.81	25,317,805.67	0	1.819	25,109,500.00
T 0.875 5-15-19	912828R44	0.875%	25,000,000.00	5/15/2019		0.123	11/21/2017	82,786.60	24,974,934.89	0	1.700	24,952,000.00
T 2.125 6-30-21	912828WR7	2.125%	25,000,000.00	6/30/2021		2.198	12/8/2017	133,546.27	25,063,601.25	0	2.007	24,918,000.00
T 2.125 6-30-21	912828WR7	2.125%	25,000,000.00	6/30/2021		2.198	12/12/2017	133,546.27	25,044,596.34	0	2.042	24,918,000.00
T 2.125 6-30-21	912828WR7	2.125%	25,000,000.00	6/30/2021		2.198	12/20/2017	133,546.27	25,026,176.12	0	2.076	24,918,000.00
T 2.125 6-30-21	912828WR7	2.125%	25,000,000.00	6/30/2021		2.198	12/20/2017	133,546.27	25,016,827.53	0	2.094	24,918,000.00
T 1.125 6-30-21	912828S27	1.125%	25,000,000.00	6/30/2021		2.222	12/26/2017	70,700.97	24,469,644.30	0	2.107	24,391,500.00
T 0.875 5-15-19	912828R44	0.875%	25,000,000.00	5/15/2019		0.123	12/27/2017	82,786.60	24,970,528.74	0	1.845	24,952,000.00
T 3.125 5-15-19	912828KQ2	3.125%	25,000,000.00	5/15/2019		0.123	12/28/2017	295,666.44	25,038,703.33	0	1.849	25,019,500.00
T 2.125 6-30-21	912828WR7	2.125%	25,000,000.00	6/30/2021		2.198	1/4/2018	133,546.27	24,995,585.93	0	2.133	24,918,000.00
T 0.875 5-15-19	912828R44	0.875%	25,000,000.00	5/15/2019		0.123	1/5/2018	82,786.60	24,969,282.67	0	1.887	24,952,000.00
T 2.625 11-15-20	912828PC8	2.625%	25,000,000.00	11/15/2020		1.584	1/9/2018	248,359.81	25,225,500.55	0	2.051	25,109,500.00
T 1.5 10-31-19	912828F62	1.500%	25,000,000.00	10/31/2019		0.580	1/12/2018	157,458.56	24,933,519.42	0	1.964	24,860,250.00
T 1.5 10-31-19	912828F62	1.500%	25,000,000.00	10/31/2019		0.580	1/18/2018	157,458.56	24,922,955.06	0	2.038	24,860,250.00
T 1.0 11-15-19	912828U32	1.000%	25,000,000.00	11/15/2019		0.620	1/22/2018	94,613.26	24,840,214.03	0	2.043	24,774,500.00
T 2.625 11-15-20	912828PC8	2.625%	25,000,000.00	11/15/2020		1.584	1/25/2018	248,359.81	25,164,962.87	0	2.204	25,109,500.00
T 1.375 4-30-20	912828K58	1.375%	25,000,000.00	4/30/2020		1.073	1/29/2018	144,337.02	24,785,469.87	0	2.190	24,725,500.00

Description	CUSIP	Coupon	Par Value	Maturity Date	Call Date Avg Life	Mod DTW	Purchase Date	Accrued Interest	Book Value	YTC	Current Yield	Market Value
T 1.25 6-30-19	912828XV7	1.250%	25,000,000.00	6/30/2019		0.249	1/30/2018	78,556.63	24,953,327.50	0	2.011	24,922,000.00
T 1.625 4-30-19	912828D23	1.625%	25,000,000.00	4/30/2019		0.082	2/1/2018	170,580.11	24,992,239.24	0	2.008	24,983,500.00
T 1.125 6-30-21	912828S27	1.125%	25,000,000.00	6/30/2021		2.222	2/2/2018	70,700.97	24,295,348.89	0	2.436	24,391,500.00
T 1.125 6-30-21	912828S27	1.125%	25,000,000.00	6/30/2021		2.222	2/15/2018	70,700.97	24,277,473.84	0	2.513	24,391,500.00
T 1.125 6-30-21	912828S27	1.125%	25,000,000.00	6/30/2021		2.222	2/20/2018	70,700.97	24,267,324.81	0	2.489	24,391,500.00
T 1.75 11-15-20	912828G3	1.750%	25,000,000.00	11/15/2020		1.596	2/28/2018	165,573.20	24,746,704.74	0	2.396	24,764,750.00
T 2.0 11-15-21	912828RR3	2.000%	25,000,000.00	11/15/2021		2.548	3/7/2018	189,226.52	24,688,658.24	0	2.499	24,845,750.00
T 2.0 10-31-21	912828F96	2.000%	25,000,000.00	10/31/2021		2.509	3/14/2018	209,944.75	24,679,401.26	0	2.522	24,839,750.00
T 3.125 5-15-21	912828QN3	3.125%	25,000,000.00	5/15/2021		2.047	3/29/2018	295,666.44	25,354,043.63	0	2.428	25,425,750.00
T 0.875 5-15-19	912828R44	0.875%	25,000,000.00	5/15/2019		0.123	5/11/2018	82,786.60	24,956,888.34	0	2.298	24,952,000.00
T 3.125 5-15-21	912828QN3	3.125%	25,000,000.00	5/15/2021		2.047	5/22/2018	295,666.44	25,196,237.96	0	2.738	25,425,750.00
T 1.125 8-31-21	9128282F6	1.125%	25,000,000.00	8/31/2021		2.388	6/7/2018	24,456.52	24,093,591.25	0	2.700	24,334,000.00
T 1.125 8-31-21	9128282F6	1.125%	25,000,000.00	8/31/2021		2.388	6/7/2018	24,456.52	24,092,129.29	0	2.752	24,334,000.00
T 1.125 6-30-21	912828S27	1.125%	25,000,000.00	6/30/2021		2.222	6/11/2018	70,700.97	24,169,907.86	0	2.671	24,391,500.00
T 2.125 8-15-21	912828RC6	2.125%	25,000,000.00	8/15/2021		2.320	6/12/2018	66,039.36	24,667,514.14	0	2.712	24,916,000.00
T 2.0 8-31-21	912828D72	2.000%	25,000,000.00	8/31/2021		2.367	6/26/2018	43,478.26	24,622,593.06	0	2.654	24,842,750.00
T 1.0 11-15-19	912828U32	1.000%	25,000,000.00	11/15/2019		0.620	8/15/2018	94,613.26	24,765,112.15	0	2.533	24,774,500.00
T 1.375 12-15-19	912828U73	1.375%	25,000,000.00	12/15/2019		0.702	8/16/2018	101,047.39	24,798,072.60	0	2.540	24,814,500.00
T 1.5 6-15-20	912828XU9	1.500%	25,000,000.00	6/15/2020		1.194	8/21/2018	110,233.52	24,680,819.95	0	2.587	24,732,250.00
T 1.5 6-15-20	912828XU9	1.500%	25,000,000.00	6/15/2020		1.194	8/23/2018	110,233.52	24,679,203.64	0	2.592	24,732,250.00
T 1.0 11-15-19	912828U32	1.000%	25,000,000.00	11/15/2019		0.620	9/5/2018	94,613.26	24,763,544.21	0	2.541	24,774,500.00
T 1.75 11-15-20	912828G3	1.750%	25,000,000.00	11/15/2020		1.596	9/10/2018	165,573.20	24,615,060.40	0	2.731	24,764,750.00
T 1.625 10-15-20	912828Z22	1.625%	25,000,000.00	10/15/2020		1.515	9/13/2018	187,500.00	24,577,710.33	0	2.759	24,725,500.00
T 1.75 11-15-20	912828G3	1.750%	25,000,000.00	11/15/2020		1.596	9/14/2018	165,573.20	24,689,293.62	0	2.796	24,764,750.00
T 2.625 11-15-20	912828PC8	2.625%	25,000,000.00	11/15/2020		1.584	9/17/2018	248,359.81	24,927,919.81	0	2.808	25,109,500.00
T 2.625 6-15-21	9128284T4	2.625%	25,000,000.00	6/15/2021		2.141	9/20/2018	192,908.65	24,858,002.52	0	2.893	25,196,250.00
T 2.625 6-15-21	9128284T4	2.625%	25,000,000.00	6/15/2021		2.141	9/21/2018	192,908.65	24,859,439.58	0	2.891	25,196,250.00
T 2.625 5-15-21	9128284P2	2.625%	25,000,000.00	5/15/2021		2.058	9/25/2018	248,359.81	24,863,074.39	0	2.894	25,174,750.00
T 1.375 5-31-21	912828R77	1.375%	25,000,000.00	5/31/2021		2.132	9/27/2018	115,212.91	24,219,437.69	0	2.881	24,526,500.00
T 1.625 10-15-20	912828Z22	1.625%	25,000,000.00	10/15/2020		1.515	9/28/2018	187,500.00	24,555,251.51	0	2.819	24,725,500.00
T 1.625 11-30-20	912828M98	1.625%	25,000,000.00	11/30/2020		1.642	10/10/2018	136,160.71	24,480,473.74	0	2.918	24,709,000.00
T 1.375 8-31-20	912828L32	1.375%	25,000,000.00	8/31/2020		1.406	10/15/2018	29,891.30	24,493,164.07	0	2.852	24,648,500.00
T 1.875 12-15-20	912828L2	1.875%	25,000,000.00	12/15/2020		1.678	10/16/2018	137,791.90	24,581,010.23	0	2.893	24,809,500.00
T 1.875 6-30-20	912828VJ6	1.875%	25,000,000.00	6/30/2020		1.236	10/17/2018	117,834.94	24,704,387.31	0	2.848	24,839,750.00
T 2.125 8-31-20	912828VV9	2.125%	25,000,000.00	8/31/2020		1.401	10/22/2018	46,195.65	24,736,505.03	0	2.892	24,918,000.00
T 1.5 5-15-20	912828X96	1.500%	25,000,000.00	5/15/2020		1.111	11/14/2018	141,919.89	24,628,662.10	0	2.856	24,755,000.00
T 2.625 5-15-21	9128284P2	2.625%	25,000,000.00	5/15/2021		2.058	11/27/2018	248,359.80	24,885,486.10	0	2.849	25,174,750.00
T 1.5 6-15-20	912828XU9	1.500%	25,000,000.00	6/15/2020		1.194	11/29/2018	110,233.52	24,617,339.86	0	2.801	24,732,250.00
T 1.5 5-15-20	912828X96	1.500%	25,000,000.00	5/15/2020		1.111	12/3/2018	141,919.89	24,631,258.13	0	2.845	24,755,000.00
T 1.5 5-15-20	912828X96	1.500%	25,000,000.00	5/15/2020		1.111	12/4/2018	141,919.89	24,643,482.55	0	2.800	24,755,000.00
T 1.375 4-30-20	912828K58	1.375%	25,000,000.00	4/30/2020		1.073	12/10/2018	144,337.02	24,640,740.56	0	2.733	24,725,500.00
T 2.625 7-31-20	912828Y46	2.625%	25,000,000.00	7/31/2020		1.314	12/12/2018	108,770.72	24,944,919.91	0	2.794	25,080,000.00
T .875 6-15-19	912828R85	0.875%	25,000,000.00	6/15/2019		0.208	12/18/2018	64,302.88	24,915,000.88	0	2.523	24,918,000.00
T 2.5 6-30-20	912828XY1	2.500%	25,000,000.00	6/30/2020		1.232	12/27/2018	157,113.26	24,958,691.94	0	2.635	25,031,250.00
T 1.375 9-30-19	9128282X7	1.375%	25,000,000.00	9/30/2019		0.501	1/3/2019	939.21	24,850,412.33	0	2.587	24,864,250.00
T 1.5 10-31-19	912828F62	1.500%	25,000,000.00	10/31/2019		0.580	1/4/2019	157,458.56	24,844,654.95	0	2.578	24,860,250.00
T 1.0 8-31-19	912828TN0	1.000%	25,000,000.00	8/31/2019		0.419	1/7/2019	21,739.13	24,839,189.96	0	2.563	24,846,750.00
T 1.5 5-15-20	912828X96	1.500%	25,000,000.00	5/15/2020		1.111	1/8/2019	141,919.89	24,698,771.08	0	2.595	24,755,000.00
T 2.625 8-31-20	9128284Y3	2.625%	25,000,000.00	8/31/2020		1.397	1/8/2019	57,065.22	25,003,373.28	0	2.614	25,082,000.00
T 1.5 6-15-20	912828XU9	1.500%	25,000,000.00	6/15/2020		1.194	1/9/2019	110,233.51	24,663,270.79	0	2.642	24,732,250.00
T 1.5 6-15-20	912828XU9	1.500%	25,000,000.00	6/15/2020		1.194	1/10/2019	110,233.51	24,676,682.98	0	2.596	24,732,250.00
T 1.5 6-15-20	912828XU9	1.500%	25,000,000.00	6/15/2020		1.194	1/15/2019	110,233.51	24,683,574.85	0	2.572	24,732,250.00
T 2.625 5-15-21	9128284P2	2.625%	25,000,000.00	5/15/2021		2.058	1/16/2019	248,359.81	25,032,095.59	0	2.562	25,174,750.00
T 2.375 4-15-21	9128284G2	2.375%	25,000,000.00	4/15/2021		1.981	1/17/2019	274,038.46	24,907,490.08	0	2.562	25,044,000.00
T 2.625 5-15-21	9128284P2	2.625%	25,000,000.00	5/15/2021		2.058	1/18/2019	248,359.81	25,014,298.35	0	2.596	25,174,750.00
T 7.25 8-15-22	912810EM6	7.250%	25,000,000.00	8/15/2022		3.054	2/12/2019	225,310.77	28,823,022.46	0	2.496	29,026,500.00
T 2.625 5-15-21	9128284P2	2.625%	25,000,000.00	5/15/2021		2.058	3/20/2019	248,359.80	25,086,662.17	0	2.456	25,174,750.00
T 8.125 8-15-21	912810EK0	8.125%	25,000,000.00	8/15/2021		2.198	3/26/2019	252,503.46	28,375,089.49	0	2.261	28,339,000.00
T 1.625 7-31-20	912828XM7	1.625%	25,000,000.00	7/31/2020		1.321	3/28/2019	67,334.25	24,770,939.41	0	2.324	24,749,000.00
Subtotal Treasury Notes		1.859%	2,935,000,000.00	8/13/2020		1.341		16,562,240.08	2,928,156,906.99		2.145	2,925,557,800.00
Commerical Paper												
TOYCC 2.71 6-21-19	89233HTM6	2.710%	50,000,000.00	6/21/2019		0.225	1/14/19	0.00	49,692,947.33	0	2.743	49,726,500.00
TDBANK 2.67 6-28-19	89119BTU0	2.670%	50,000,000.00	6/28/2019		0.244	1/23/19	0.00	49,671,446.71	0	2.701	49,703,000.00
TOYCC 2.61 6-7-19	89233HT79	2.610%	50,000,000.00	6/7/2019		0.186	1/31/19	0.00	49,754,646.68	0	2.634	49,774,000.00

Description	CUSIP	Coupon	Par Value	Maturity Date	Call Date Avg Life	Mod DTW	Purchase Date	Accrued Interest	Book Value	YTC	Current Yield	Market Value
TOYCC 2.62 6-18-19	89233HTJ3	2.620%	45,000,000.00	6/18/2019		0.216	2/1/19	0.00	44,742,206.42	0	2.646	44,763,300.00
TDBANK 2.54 6-28-19	89119BTU0	2.540%	50,000,000.00	6/28/2019		0.244	2/7/19	0.00	49,686,946.77	0	2.566	49,703,000.00
TDBANK 2.54 6-28-19	89119BTU0	2.540%	50,000,000.00	6/28/2019		0.244	2/11/19	0.00	49,686,946.77	0	2.565	49,703,000.00
TDBANK 2.54 4-26-19	89119BR57	2.500%	50,000,000.00	4/26/2019		0.071	2/13/19	0.00	49,911,644.34	0	2.513	49,914,500.00
TDBANK 2.53 5-13-19	89119BSD9	2.530%	50,000,000.00	5/13/2019		0.118	2/14/19	0.00	49,850,394.98	0	2.546	49,856,500.00
MUFGBK 2.6 6-28-19	62479MTU7	2.600%	50,000,000.00	6/28/2019		0.244	2/26/19	0.00	49,679,551.82	0	2.623	49,703,000.00
MUFGBK 2.58 6-17-19	62479MTH6	2.580%	50,000,000.00	6/17/2019		0.214	3/7/19	0.00	49,720,500.00	0	2.599	49,740,000.00
Subtotal Commercal Paper		2.590%	495,000,000.00	6/12/2019		0.200		0.00	492,397,231.82		2.613	492,586,800.00
Mortgage-Backed Securities												
FGG18008 4.5 09-01-1	3128MMAJ2	4.500%	9,941.70	9/1/2019		0.199	12/21/2004	37.28	9,941.70	0	4.478	10,114.84
FGG18065 5.00 07-01	3128MMCB7	5.000%	33,934.85	7/1/2020		0.569	7/19/2005	141.40	33,934.85	0	4.838	34,449.00
FGG19758 5.00 08-01-	312972ZX3	5.000%	15,730.40	8/1/2020		0.643	8/16/2005	65.54	15,730.40	0	4.893	15,833.32
FGG18073 5.00 09-01-	3128MMCK7	5.000%	41,455.41	9/1/2020		0.629	10/18/2005	172.73	41,455.41	0	4.989	42,056.12
FGG18079 5.50 10-01-	3128MMCR2	5.500%	58,709.56	10/1/2020		0.633	11/17/2005	269.09	58,709.56	0	5.366	59,356.83
FGG11810 5.5 12-01-2	31336WAJ8	5.500%	43,077.53	12/1/2020		0.570	12/15/2005	197.44	43,077.53	0	5.419	43,566.45
FGG11807 5.5 10-01-2	31336WAF6	5.500%	60,124.68	10/1/2020		0.528	12/15/2005	275.57	60,124.68	0	5.388	60,829.47
FGG18101 5.5 02-01-2	3128MMD7	5.500%	49,366.35	2/1/2021		0.742	2/16/2006	226.26	49,366.35	0	5.369	50,233.33
FGG18096 5.5 1-1-21	3128MMDA8	5.500%	49,099.14	1/1/2021		0.765	2/16/2006	225.04	49,099.14	0	5.373	49,936.53
FN865183 5.5 02-01-2	31409AFY0	5.500%	72,834.37	2/1/2021		0.777	3/16/2006	333.82	72,834.37	0	5.403	73,439.63
FGG18106 5.5 03-01-2	3128MMDL4	5.500%	66,447.04	3/1/2021		0.816	3/16/2006	304.55	66,420.25	0	5.470	67,612.39
FNCI 5.5 04-01-21	31407HVV5	5.500%	103,644.16	4/1/2021		0.870	4/18/2006	475.04	103,644.16	0	5.475	104,936.84
FGG18115 6.0 05-01-2	3128MMDV2	6.000%	63,683.69	5/1/2021		0.825	5/16/2006	318.42	63,683.69	0	5.811	64,632.19
FGG18124 6.0 6-1-21	3128MMD67	6.000%	55,019.94	6/1/2021		0.889	6/19/2006	275.10	55,019.94	0	5.845	56,353.72
FGG18124 6.0 6-1-21	3128MMD67	6.000%	73,712.28	6/1/2021		0.889	7/18/2006	368.56	73,712.28	0	5.963	75,499.25
FGCI03360 5.50 09-01	3128PEWV6	5.500%	26,380.48	9/1/2021		1.018	9/18/2006	120.91	26,380.48	0	5.556	26,710.81
FGG12369 5.5 10-01-2	3128M1QW2	5.500%	76,383.90	10/1/2021		0.876	10/17/2006	350.09	76,353.04	0	5.472	77,793.17
FNCI 5.5 11-01-21	31410VVE7	5.500%	60,986.56	11/1/2021		1.130	11/16/2006	279.52	60,942.64	0	5.487	62,211.34
FGG18157 5.5 12-01-2	3128MME74	5.500%	95,498.08	12/1/2021		1.080	1/17/2007	437.70	95,459.14	0	5.472	97,945.82
FGG18169 5.5 02-01-2	3128MMFK4	5.500%	96,433.04	2/1/2022		1.135	2/15/2007	441.98	96,433.04	0	5.559	98,952.38
FGG12514 5.5 02-01-2	3128MBAP2	5.500%	99,750.95	2/1/2022		1.043	3/19/2007	457.19	99,750.95	0	5.462	102,237.24
FN838603 5.5 05-01-2	31412YGL0	5.500%	60,738.32	5/1/2022		1.217	5/17/2007	278.38	60,738.32	0	5.434	61,889.57
FGJ05074 5.5 06-01-2	3128PGT78	5.500%	11,086.80	6/1/2022		1.290	6/18/2007	50.81	11,086.80	0	5.462	11,112.78
FGG12692 5.5 06-1-22	3128MBF93	5.500%	119,023.55	6/1/2022		1.261	6/18/2007	545.52	119,023.55	0	5.457	122,105.14
FGJ05038 5.5 07-01-2	3128PGS38	5.500%	87,570.40	7/1/2022		1.164	6/18/2007	401.36	87,570.40	0	5.561	88,963.22
FGG12718 5.5 07-01-2	3128MBG35	5.500%	103,395.81	7/1/2022		1.207	7/17/2007	473.90	103,395.81	0	5.632	106,207.60
FGJ05317 5.5 08-01-2	3128PG4A8	5.500%	196,249.50	8/1/2022		1.293	9/18/2007	899.48	196,249.50	0	5.569	201,988.72
FGJ05440 6.0 08-01-2	3128PHBH3	6.000%	21,025.25	8/1/2022		1.326	9/18/2007	105.13	21,025.25	0	5.872	21,208.11
FGJ05665 5.5 10-01-2	3128PHJJ1	5.500%	58,394.56	10/1/2022		1.107	10/16/2007	267.64	58,346.46	0	5.534	59,553.64
FGG12956 5.0 01-01-	3128MBQH3	5.000%	102,119.76	1/1/2023		1.301	12/17/2007	425.50	102,070.14	0	4.982	102,787.90
FGCI 4.5 02-01-23	3128PJYV3	4.500%	40,981.84	2/1/2023		1.196	2/19/2008	153.68	40,966.75	0	4.481	41,695.56
FGG18239 5.0 03-01-2	3128MMHR7	5.000%	164,244.90	3/1/2023		1.525	3/18/2008	684.35	164,244.90	0	4.949	170,586.25
FGJ07494 5.4 04-01-2	3128PKKF0	4.500%	39,817.92	4/1/2023		1.482	4/17/2008	149.32	39,817.92	0	4.610	40,511.37
FGG13072 5.0 04-01-2	3128MBT56	5.000%	130,566.36	4/1/2023		1.152	3/18/2008	544.03	130,471.21	0	5.077	135,598.63
FNCI 5.0 5-1-23	31412MRU4	5.000%	217,785.28	5/1/2023		1.427	5/19/2008	907.44	217,689.07	0	5.021	223,774.95
FGG18259 5.5 06-01-2	3128MMJD6	5.500%	256,301.12	6/1/2023		1.580	6/17/2008	1,174.71	256,301.12	0	5.347	267,157.91
FGG18259 5.5 06-01-2	3128MMJD6	5.500%	257,719.66	6/1/2023		1.569	7/17/2008	1,181.22	257,674.44	0	5.518	268,636.59
FGJ08476 5.5 08-01-2	3128PLM22	5.500%	351,505.36	8/1/2023		1.598	8/18/2008	1,611.07	351,337.68	0	5.564	365,741.55
FGG13247 5.0 07-01-2	3128MBZL4	5.000%	150,954.22	7/1/2023		1.598	9/16/2008	628.98	151,054.00	0	4.842	156,816.62
FGCI 6.0 9-1-22	3128MB4G9	5.500%	166,926.38	9/1/2022		1.539	11/18/2008	765.08	166,975.15	0	5.352	171,239.88
FGCI 4.5 04-01-23	3128PKRH9	4.500%	83,035.48	4/1/2024		1.638	12/16/2008	311.38	83,416.72	0	4.254	85,520.31
FGG18300 4.0 1-1-24	3128MMKN2	4.000%	259,596.40	1/1/2024		1.769	1/20/2009	865.32	259,596.40	0	3.691	267,907.81
FGJ09194 4.0 1-1-24	3128PMGB0	4.000%	203,401.92	1/1/2024		1.771	2/20/2009	678.01	203,401.92	0	3.800	209,914.17
FGCI 4.0 03-01-24	3128MMKQ5	4.000%	251,330.24	3/1/2024		1.802	3/17/2009	837.77	251,330.24	0	3.826	259,376.99
FGCI 4.0 05-01-24	3128PMJU0	4.000%	409,593.84	5/1/2024		1.759	4/16/2009	1,365.31	409,593.84	0	3.744	422,707.66
FGCI 4.0 05-01-24	3128MMKW2	4.000%	269,216.16	5/1/2024		1.851	5/18/2009	897.39	269,216.16	0	3.790	277,835.56
FGCI 4.0 06-01-24	3128MMK28	4.000%	374,782.32	6/1/2024		1.877	6/16/2009	1,249.27	374,782.32	0	4.051	386,781.59
FGJ10251 4.0 7-1-24	3128PPH48	4.000%	86,960.91	7/1/2024		1.849	7/16/2009	289.87	86,960.91	0	3.842	89,745.11
FGJ12604 4.0 07-01-2	3128PR3M9	4.000%	496,971.77	7/1/2025		2.148	12/20/2010	1,656.57	496,971.77	0	3.619	512,883.15
FGG14777 4.0 8-1-25	3128MDQ63	4.000%	235,263.90	8/1/2025		1.092	6/18/2013	784.21	236,637.42	0	3.025	242,796.26
Subtotal Mortgage-Backed Securities		4.823%	6,458,774.04	10/18/2020		2.036		25,955.93	6,460,019.77		4.688	6,647,745.27
Agency Notes												
FNMA 1.75 11-26-19	3135G0ZY2	1.750%	25,000,000.00	11/26/2019		0.648	3/16/2016	151,909.72	25,055,955.57	0	1.399	24,882,500.00
FNMA 1.75 11-26-19	3135G0ZY2	1.750%	25,000,000.00	11/26/2019		0.648	3/23/2016	151,909.72	25,075,726.00	0	1.276	24,882,500.00

Description	CUSIP	Coupon	Par Value	Maturity Date	Call Date Avg Life	Mod DTW	Purchase Date	Accrued Interest	Book Value	YTC	Current Yield	Market Value
FHLMC 1.25 10-2-19	3137EADM8	1.250%	25,000,000.00	10/2/2019		0.500	5/25/2016	155,381.94	25,000,981.65	0	1.242	24,848,250.00
FNMA 1.75 6-20-19	3135G0ZE6	1.750%	25,000,000.00	6/20/2019		0.222	5/26/2016	122,743.06	25,034,352.69	0	1.118	24,960,000.00
FHBL 1.625 6-14-19	313379EE5	1.625%	25,000,000.00	6/14/2019		0.205	5/31/2016	120,746.53	25,023,534.82	0	1.157	24,960,500.00
FHLMC 1.25 10-2-19	3137EADM8	1.250%	25,000,000.00	10/2/2019		0.500	6/9/2016	155,381.94	25,025,150.84	0	1.047	24,848,250.00
FNMA 1.75 11-26-19	3135G0ZY2	1.750%	25,000,000.00	11/26/2019		0.648	6/15/2016	151,909.72	25,120,176.32	0	1.004	24,882,500.00
FNMA 1.75 11-26-19	3135G0ZY2	1.750%	25,000,000.00	11/26/2019		0.648	6/20/2016	151,909.72	25,117,701.47	0	1.019	24,882,500.00
FHBL 1.625 6-14-19	313379EE5	1.625%	25,000,000.00	6/14/2019		0.205	6/22/2016	120,746.53	25,032,307.96	0	0.985	24,960,500.00
FNMA 1.5 6-22-20	3135G0D75	1.500%	25,000,000.00	6/22/2020		1.214	8/17/2016	103,125.00	25,130,705.31	0	1.065	24,731,000.00
FHLMC 1.25 8-22-19 1	3134G95D5	1.250%	25,000,000.00	8/22/2019	8/22/2019	0.394	8/22/2016	33,854.17	25,000,000.00	1.25	1.148	24,879,750.00
FHLMC 1.25 8-23-19 1	3134G95G8	1.250%	25,000,000.00	8/23/2019	8/23/2019	0.397	8/23/2016	32,986.11	25,000,000.00	1.25	1.148	24,879,000.00
FNMA 1.5 6-22-20	3135G0D75	1.500%	25,000,000.00	6/22/2020		1.214	8/30/2016	103,125.00	25,113,620.86	0	1.121	24,731,000.00
FHBL 1.0 9-26-19	3130A9EP2	1.000%	20,000,000.00	9/26/2019		0.490	9/14/2016	2,777.79	19,990,880.21	0	1.095	19,861,000.00
FHBL 1.1 2-20-20	3130A9DX6	1.100%	20,000,000.00	2/20/2020		0.883	9/26/2016	25,055.56	20,007,926.90	0	1.055	19,758,600.00
FHLMC 1.44 9-27-19 1	3134GAKV5	1.440%	25,000,000.00	9/27/2019	9/27/2019	0.493	9/27/2016	4,000.00	25,000,000.00	1.44	1.301	24,871,500.00
FHBL 1.375 9-13-19	313380FB8	1.375%	20,000,000.00	9/13/2019		0.454	9/27/2016	13,750.00	20,035,503.41	0	0.978	19,902,400.00
FHBL 1.0 9-26-19	3130A9EP2	1.000%	20,000,000.00	9/26/2019		0.490	9/28/2016	2,777.78	20,002,872.52	0	0.970	19,861,000.00
FHBL 1.375 9-13-19	313380FB8	1.375%	20,000,000.00	9/13/2019		0.454	9/29/2016	13,750.00	20,033,538.45	0	1.000	19,902,400.00
FHBL 1.375 9-11-20	313380WG8	1.375%	20,000,000.00	9/11/2020		1.434	10/13/2016	15,277.78	20,032,118.96	0	1.261	19,718,000.00
FHLMC 1.375 5-1-20	3137EADR7	1.375%	20,000,000.00	5/1/2020		1.073	10/24/2016	114,583.33	20,051,223.82	0	1.134	19,773,400.00
FHBL 4.125 3-13-20	3133XXP50	4.125%	12,000,000.00	3/13/2020		0.940	10/25/2016	24,750.00	12,331,341.07	0	1.163	12,186,120.00
FNMA 1.5 6-22-20	3135G0D75	1.500%	10,000,000.00	6/22/2020		1.214	10/25/2016	41,250.00	10,042,547.46	0	1.146	9,892,400.00
FHBL 2.375 12-13-19	3130A0JR2	2.375%	25,000,000.00	12/13/2019		0.694	2/8/2017	178,125.00	25,159,944.14	0	1.445	24,993,250.00
FHBL 2.375 12-13-19	3130A0JR2	2.375%	25,000,000.00	12/13/2019		0.694	2/8/2017	178,125.00	25,159,448.92	0	1.448	24,993,250.00
FHBL 2.4 8-13-20 1xc	3130AAQT8	2.400%	25,000,000.00	8/13/2020	8/13/2020	1.349	2/13/2017	80,000.00	25,000,000.00	2.4	2.000	24,995,000.00
FHBL 2.375 8-13-20 1	3130AAQP6	2.375%	25,000,000.00	8/13/2020	8/13/2020	1.349	2/13/2017	79,166.67	25,000,000.00	2.375	1.974	24,986,500.00
FFCB 1.75 2-16-21	3133EG7F6	1.750%	25,000,000.00	2/16/2021		1.849	2/16/2017	54,687.50	24,998,188.60	0	1.754	24,730,500.00
FHLMC 2.375 5-22-20	3134GA3D4	2.375%	25,000,000.00	5/22/2020	5/22/2020	1.124	2/22/2017	212,760.42	25,000,000.00	2.375	1.938	24,991,750.00
FHLMC 2.44 8-24-20 1	3134GA5S9	2.440%	25,000,000.00	8/24/2020	8/24/2020	1.379	2/24/2017	62,694.44	25,000,000.00	2.44	2.040	25,010,500.00
FAMCA 2.93 10-1-20	3132X07B1	2.930%	25,000,000.00	10/1/2020		1.470	11/6/2018	305,208.33	24,980,611.52	0	2.984	25,202,000.00
FHBL 2.875 9-11-20	313370US5	2.875%	25,000,000.00	9/11/2020		1.423	11/7/2018	39,930.56	24,955,767.81	0	3.000	25,165,500.00
FHBL 2.875 9-11-20	313370US5	2.875%	25,000,000.00	9/11/2020		1.423	11/13/2018	39,930.56	24,969,850.29	0	2.960	25,165,500.00
FAMCA 2.7 6-15-21	31422BBT6	2.700%	25,000,000.00	6/15/2021		2.140	1/25/2019	123,750.00	25,000,000.00	0	2.700	25,179,500.00
FAMCA 2.7 6-15-21	31422BBV1	2.700%	25,000,000.00	6/15/2021		2.140	1/28/2019	118,125.00	25,000,000.00	0	2.700	25,180,500.00
FAMCA 2.7 5-12-21	31422BBW9	2.700%	25,000,000.00	5/12/2021		2.048	2/1/2019	112,500.00	25,000,000.00	0	2.700	25,173,000.00
FHBL 3.0 12-9-22	3130AFE78	3.000%	25,000,000.00	12/9/2022		3.458	2/12/2019	302,083.33	25,369,622.14	0	2.576	25,637,500.00
FNMA 2.0 10-5-22	3135G0T78	2.000%	25,000,000.00	10/5/2022		3.373	2/21/2019	244,444.45	24,540,353.25	0	2.550	24,764,250.00
FAMCA 2.57 6-1-22	31422BDB3	2.570%	25,000,000.00	6/1/2022		3.036	2/28/2019	58,895.83	25,000,000.00	0	2.570	25,183,625.00
FAMCA 2.57 5-2-22	31422BDC1	2.570%	25,000,000.00	5/2/2022		2.956	2/28/2019	58,895.83	25,000,000.00	0	2.570	25,181,000.00
FNMA 1.375 10-7-21	3135G0Q89	1.375%	25,000,000.00	10/7/2021		2.465	3/11/2019	166,145.83	24,333,963.34	0	2.474	24,447,500.00
FHBL 3.0 12-9-22	3130AFE78	3.000%	25,000,000.00	12/9/2022		3.459	3/12/2019	302,083.33	25,451,145.83	0	2.484	25,637,500.00
FHBL 3.0 12-9-22	3130AFE78	3.000%	20,000,000.00	12/9/2022		3.459	3/13/2019	241,666.67	20,372,035.84	0	2.468	20,510,000.00
FAMCA 2.5 6-1-22	31422BDT4	2.500%	25,000,000.00	6/1/2022		3.040	3/18/2019	22,569.44	25,000,000.00	0	2.500	25,129,250.00
FHBL 2.875 12-10-21	3130A0EN6	2.875%	20,000,000.00	12/10/2021		2.588	3/19/2019	177,291.67	20,217,944.83	0	2.453	20,272,600.00
FHBL 2.875 9-11-20	313370US5	2.875%	25,000,000.00	9/11/2020		1.423	3/22/2019	39,930.56	25,145,774.58	0	2.461	25,165,500.00
FHBL 3.0 12-9-22	3130AFE78	3.000%	20,000,000.00	12/9/2022		3.460	3/25/2019	241,666.67	20,516,343.44	0	2.266	20,510,000.00
FNMA 2.0 10-5-22	3135G0T78	2.000%	25,000,000.00	10/5/2022		3.375	3/27/2019	244,444.45	24,848,098.21	0	2.181	24,764,250.00
FAMCA 2.23 12-1-22	31422BED8	2.230%	25,000,000.00	12/1/2022		3.540	3/29/2019	3,097.22	25,000,000.00	0	2.230	24,963,000.00
Subtotal Agency Notes		2.070%	1,147,000,000.00	10/28/2020		1.529		5,501,920.16	1,149,277,259.03		1.809	1,146,987,795.00
Municipal Bonds												
PAL 5.898 6-1-19 sin	696497TR7	5.898%	355,000.00	6/1/2019		0.166	4/29/2014	6,979.30	356,931.53	0	2.471	356,100.50
TXS 3.203 4-1-19	882722VF5	3.203%	3,000,000.00	4/1/2019		0.003	10/28/2014	48,045.00	3,000,297.77	0	1.840	3,000,000.00
LEXUTL 5.0 9-1-19	528902JY6	5.000%	1,005,000.00	9/1/2019		0.422	11/18/2014	4,187.49	1,016,128.81	0	2.201	1,014,115.35
COO 2.28 11-15-19	213185JL6	2.280%	1,850,000.00	11/15/2019		0.617	1/23/2015	15,934.67	1,853,281.92	0	1.980	1,841,656.50
CTS 2.294 3-15-20	20772JZL9	2.294%	1,085,000.00	3/15/2020		0.950	4/21/2015	1,106.22	1,089,507.28	0	1.838	1,081,311.00
COOHGR 2.125 12-1-19	216129DS2	2.125%	1,000,000.00	12/1/2019		0.661	4/27/2015	7,083.33	1,002,075.45	0	1.800	996,450.00
CINWTR 1.955 12-1-19	172311JZ6	1.955%	4,380,000.00	12/1/2019		0.662	8/12/2015	28,543.00	4,384,051.51	0	1.811	4,356,742.20
CTS 2.25 8-1-19	20772JL42	2.250%	1,000,000.00	8/1/2019		0.337	8/19/2015	3,750.00	1,000,672.91	0	2.040	998,690.00
PTMTRN 2.12 9-1-19	73474TAE0	2.120%	6,690,000.00	9/1/2019		0.422	8/26/2015	11,819.00	6,695,903.87	0	1.900	6,673,944.00
CHAPWR 2.3 9-1-20	162393EY4	2.300%	1,000,000.00	9/1/2020		1.400	10/20/2015	1,916.66	1,005,800.83	0	1.870	995,450.00
MIS 2.6 5-15-19	5946107V3	2.600%	1,000,000.00	5/15/2019		0.123	2/5/2016	9,822.22	1,001,495.95	0	1.380	1,000,050.00
NYC 2.15 6-1-20	64966LN56	2.150%	1,425,000.00	6/1/2020		1.151	3/1/2016	10,212.51	1,433,149.31	0	1.640	1,421,067.00
RIVHGR 2.345 8-1-19	76886PFA6	2.345%	1,125,000.00	8/1/2019		0.337	3/7/2016	4,396.88	1,128,092.90	0	1.500	1,124,088.75
MIS 6.85 11-1-19 sin	5946103R6	6.850%	515,000.00	11/1/2019		0.560	3/29/2016	14,698.96	528,411.28	0	2.189	527,823.50
WAS 3.95 2-1-20	93974CXE5	3.950%	1,000,000.00	2/1/2020		0.824	6/24/2016	6,583.33	1,021,097.13	0	1.350	1,011,230.00

Description	CUSIP	Coupon	Par Value	Maturity Date	Call Date Avg Life	Mod DTW	Purchase Date	Accrued Interest	Book Value	YTC	Current Yield	Market Value
ENEPWR 2.653 7-1-20	29270CYN9	2.653%	1,500,000.00	7/1/2020		1.231	7/1/2016	9,948.75	1,522,773.04	0	1.400	1,502,025.00
ARLSCD 1.393 2-15-20	0418262C1	1.393%	3,000,000.00	2/15/2020		0.869	7/26/2016	5,339.83	3,000,000.00	0	1.393	2,973,450.00
STNPNWR 2.178 7-1-19	84247PHU8	2.178%	1,400,000.00	7/1/2019		0.252	9/2/2016	7,623.00	1,403,214.13	0	1.250	1,398,572.00
CTS 2.534 4-15-20	20772JEK4	2.534%	1,650,000.00	4/15/2020		1.020	9/20/2016	19,279.52	1,668,917.25	0	1.400	1,647,937.50
MIS 4.3 4-15-20	5946106Y8	4.300%	1,500,000.00	4/15/2020		1.008	10/3/2016	29,741.67	1,544,761.74	0	1.350	1,527,180.00
CTS 2.534 4-15-20	20772JEK4	2.534%	1,000,000.00	4/15/2020		1.020	10/24/2016	11,684.56	1,010,947.55	0	1.450	998,750.00
VVYHGR 1.676 8-1-20	92603PEQ1	1.676%	1,445,000.00	8/1/2020		1.321	10/31/2016	4,036.37	1,447,343.21	0	1.550	1,427,631.10
ANAHS 1.565 10-1-20	032556CA8	1.565%	2,565,000.00	10/1/2020		1.480	11/1/2016	20,071.13	2,559,986.18	0	1.700	2,522,574.90
CAS 6.2 10-1-19	13063A7G3	6.200%	1,000,000.00	10/1/2019		0.488	11/3/2016	31,000.00	1,023,540.62	0	1.397	1,018,430.00
NYC 2.15 6-1-20	64966LN56	2.150%	1,000,000.00	6/1/2020		1.151	11/14/2016	7,166.67	1,006,904.70	0	1.540	997,240.00
PTMTRN 2.737 9-1-21	73474TAG5	2.737%	1,400,000.00	9/1/2021		2.351	11/22/2016	3,193.17	1,418,769.39	0	2.150	1,404,130.00
ENEPWR 2.653 7-1-20	29270CYN9	2.653%	1,190,000.00	7/1/2020		1.231	12/6/2016	7,892.68	1,198,610.04	0	2.050	1,191,606.50
NYC 2.0 12-1-19	64966MGF0	2.000%	2,500,000.00	12/1/2019		0.662	12/20/2016	16,666.67	2,504,376.83	0	1.730	2,494,150.00
CHE 2.129 5-15-20	165573C38	2.129%	1,500,000.00	5/15/2020		1.107	2/3/2017	12,064.33	1,505,367.66	0	1.800	1,493,940.00
DALUTL 2.21 10-1-20	2354167C2	2.210%	2,400,000.00	10/1/2020		1.470	2/7/2017	26,520.00	2,407,261.91	0	2.000	2,390,568.00
OKSWTR 2.444 4-1-20	67919PLJ0	2.444%	1,140,000.00	4/1/2020		0.985	2/7/2017	13,930.80	1,147,242.46	0	1.790	1,140,695.40
ENEPWR 2.117 7-1-20	29270CL52	2.117%	1,000,000.00	7/1/2020		1.234	3/31/2017	5,292.50	1,002,009.59	0	1.950	994,820.00
ORL 2.1 12-1-21	866356PN0	2.100%	6,325,000.00	12/1/2021		2.590	4/6/2017	44,275.00	6,294,667.37	0	2.290	6,225,824.00
SMCHGR 1.632 8-1-19	802385PV0	1.632%	1,000,000.00	8/1/2019		0.337	4/13/2017	2,720.00	1,000,000.00	0	1.632	997,030.00
NYSENV 2.138 6-15-21	64986DED3	2.138%	10,000,000.00	6/15/2021		2.153	4/13/2017	62,952.22	10,000,000.00	0	2.138	9,908,800.00
TXS 2.762 8-1-20	882723FM6	2.762%	1,350,000.00	8/1/2020		1.313	4/18/2017	6,214.51	1,367,113.99	0	1.780	1,355,994.00
DNNSCD 2.25 8-15-19	249002AR7	2.250%	1,000,000.00	8/15/2019		0.375	6/9/2017	2,875.00	1,002,604.61	0	1.540	998,850.00
LNN 1.7 6-1-20	535783JH8	1.700%	1,660,000.00	6/1/2020		1.154	6/22/2017	9,406.67	1,660,000.00	0	1.700	1,642,387.40
LNN 1.45 6-1-19	535783JG0	1.450%	1,210,000.00	6/1/2019		0.170	6/22/2017	5,848.33	1,210,000.00	0	1.450	1,207,446.90
WIN 1.5 6-1-19	975673DS0	1.500%	1,970,000.00	6/1/2019		0.170	7/12/2017	9,850.00	1,969,813.74	0	1.557	1,965,823.60
ORL 2.0 12-1-21	866356NY8	2.000%	2,020,000.00	12/1/2021		2.593	7/12/2017	13,466.67	2,007,224.23	0	2.250	1,980,610.00
NYSENV 1.658 6-15-19	64986DEB7	1.658%	1,000,000.00	6/15/2019		0.208	7/25/2017	4,881.89	1,000,317.79	0	1.502	998,180.00
FRE 1.54 8-1-19	355694Y95	1.540%	2,500,000.00	8/1/2019		0.337	8/7/2017	6,416.67	2,500,325.72	0	1.500	2,490,750.00
UTS 3.289 7-1-20 BAB	917542QT2	3.289%	1,120,000.00	7/1/2020		1.226	8/9/2017	9,209.20	1,141,630.54	0	1.700	1,131,032.00
TUCWTR 1.809 7-1-19	8987968P5	1.809%	1,000,000.00	7/1/2019		0.252	9/28/2017	4,522.50	1,000,342.47	0	1.671	997,860.00
TXS 3.5 10-1-20	882724DS3	3.500%	1,000,000.00	10/1/2020		1.453	10/3/2017	17,500.00	1,025,749.35	0	1.732	1,016,540.00
NYSFAC 2.119 1-15-21	64985HYV3	2.119%	1,250,000.00	1/15/2021		1.758	11/9/2017	5,591.81	1,250,000.00	0	2.119	1,240,075.00
NYC 3.15 8-1-22	64966K2R3	3.150%	1,000,000.00	8/1/2022		3.177	12/8/2017	5,250.00	1,020,323.60	0	2.500	1,021,290.00
ALA 2.562 8-1-20	010878AL0	2.562%	3,000,000.00	8/1/2020		1.314	3/29/2018	12,810.00	3,000,000.00	0	2.562	3,001,590.00
ALA 3.5 8-1-19	010878AK2	3.500%	5,000,000.00	8/1/2019		0.337	3/29/2018	29,166.67	5,017,511.12	0	2.434	5,014,150.00
CAS 2.6 4-1-20	13063DFZ6	2.600%	1,250,000.00	4/1/2020		0.985	4/25/2018	16,250.00	1,250,926.86	0	2.524	1,252,300.00
CAS 2.6 4-1-20	13063DFZ6	2.600%	1,000,000.00	4/1/2020		0.985	4/25/2018	13,000.00	1,000,741.50	0	2.524	1,001,840.00
NYC 2.85 3-1-22	64966MWH8	2.850%	3,000,000.00	3/1/2022		2.813	5/7/2018	7,125.00	2,983,536.98	0	3.050	3,015,720.00
BAL 2.247 8-1-22	05914FMF4	2.247%	1,670,000.00	8/1/2022		3.217	5/18/2018	6,254.15	1,623,226.10	0	3.150	1,644,499.10
HAR 4.0 10-1-22	414005RP5	4.000%	3,175,000.00	10/1/2022		3.244	5/18/2018	63,500.00	3,262,521.21	0	3.150	3,343,656.00
REGTRN 3.013 5-29-20	7599113H1	3.013%	3,500,000.00	5/29/2020		1.139	5/30/2018	43,939.58	3,500,000.00	0	3.013	3,511,865.00
REGTRN 3.013 5-29-20	7599113H1	3.013%	7,000,000.00	5/29/2020		1.139	5/30/2018	87,879.17	7,000,000.00	0	3.013	7,023,730.00
STNPNWR 2.81 7-1-20	84247PGZ8	2.810%	1,000,000.00	7/1/2020		1.229	6/21/2018	7,025.00	1,000,117.36	0	2.800	1,003,760.00
NYC 1.7 8-1-22	64966MED7	1.700%	1,295,000.00	8/1/2022		3.243	8/1/2018	3,669.17	1,233,881.00	0	3.220	1,255,230.55
TXS 2.777 10-1-20	882724GR2	2.777%	2,600,000.00	10/1/2020		1.462	9/11/2018	40,112.22	2,600,000.00	0	2.777	2,611,310.00
IOC 2.6 6-1-20	462308L21	2.600%	1,000,000.00	6/1/2020		1.147	9/21/2018	8,666.67	996,583.84	0	2.900	1,001,110.00
BAL 2.097 8-1-21	05914FME7	2.097%	1,000,000.00	8/1/2021		2.281	11/2/2018	3,495.00	977,686.54	0	3.100	986,320.00
PAS 3.25 12-4-19	702725D74	3.250%	4,730,000.00	12/4/2019		0.667	12/5/2018	49,533.61	4,742,118.45	0	2.860	4,750,102.50
JER 3.0 12-6-19	476576PL1	3.000%	6,685,000.00	12/6/2019		0.673	12/6/2018	64,064.58	6,692,516.61	0	2.830	6,704,720.75
HON 2.212 11-1-20	438670P88	2.212%	2,000,000.00	11/1/2020		1.551	12/27/2018	18,433.34	1,980,319.54	0	2.853	1,992,660.00
WAS 2.86 8-1-21	93974D5N4	2.860%	3,000,000.00	8/1/2021		2.270	1/7/2019	14,300.00	3,020,866.20	0	2.550	3,022,500.00
TXS 1.777 10-1-20	882723AA1	1.777%	2,425,000.00	10/1/2020		1.476	1/8/2019	21,546.13	2,394,849.61	0	2.629	2,400,822.75
TXS 1.695 10-1-19	8827237H6	1.695%	2,000,000.00	10/1/2019		0.499	1/9/2019	16,950.00	1,990,069.88	0	2.700	1,991,540.00
LOS 2.44 9-1-22	544351KR9	2.440%	5,000,000.00	9/1/2022		3.292	1/16/2019	10,166.67	4,949,760.31	0	2.751	4,982,400.00
HON 2.412 11-1-21	438670Q61	2.412%	2,000,000.00	11/1/2021		2.495	1/24/2019	20,100.00	1,980,782.42	0	2.800	1,996,180.00
IRVSCD 3.0 2-15-20	463813VQ5	3.000%	2,000,000.00	2/15/2020		0.865	1/25/2019	7,666.67	2,006,136.33	0	2.640	2,009,260.00
HON 2.412 11-1-21	438670P96	2.412%	1,935,000.00	11/1/2021		2.495	2/1/2019	19,446.75	1,920,411.27	0	2.715	1,931,304.15
HON 2.412 11-1-21	438670Q61	2.412%	2,000,000.00	11/1/2021		2.495	2/1/2019	20,100.00	1,984,921.21	0	2.715	1,996,180.00
MSS 2.314 11-1-21	605581AG2	2.314%	1,250,000.00	11/1/2021		2.498	2/25/2019	12,052.08	1,237,987.39	0	2.700	1,241,475.00
CASPNWR 2.0 5-1-22	13066YTZ2	2.000%	1,000,000.00	5/1/2022		2.980	2/26/2019	8,333.33	978,789.81	0	2.720	986,560.00
OLESCD 5.0 12-1-20	680616ZG7	5.000%	3,060,000.00	12/1/2020		1.596	3/6/2019	51,000.00	3,175,242.05	0	2.670	3,183,318.00
CHE 2.411 5-15-21	165573C46	2.411%	1,000,000.00	5/15/2021		2.063	3/28/2019	9,108.23	1,000,209.18	0	2.400	997,270.00
MULSCD 1.65 6-15-20	625517JN8	1.650%	8,240,000.00	6/15/2020		1.193	3/29/2019	40,032.66	8,161,997.06	0	2.451	8,158,836.00
HON 1.506 10-1-20	4386705S6	1.506%	2,000,000.00	10/1/2020		1.480	3/29/2019	15,060.00	1,973,797.05	0	2.401	1,974,740.00
PALPOL 1.789 10-1-20	696560LB5	1.789%	7,000,000.00	10/1/2020		1.476	3/29/2019	62,615.00	6,935,279.70	0	2.420	6,930,420.00

Description	CUSIP	Coupon	Par Value	Maturity Date	Call Date Avg Life	Mod DTW	Purchase Date	Accrued Interest	Book Value	YTC	Current Yield	Market Value
Subtotal Municipal Bonds		2.487%	181,840,000.00	8/24/2020		1.374		1,420,912.37	181,911,824.74		2.285	181,618,281.90
Money Market Mutual Funds												
CHASE MONEY MARKET F		0.010%	0.00	4/1/2019		0.000	2/1/2008	0.00	0.00	0	0.010	0.00
TexStar960 Cash Rese		2.409%	241,886,510.77	4/1/2019		0.003	7/1/2011	0.00	241,886,510.77	0	2.409	241,886,510.77
Subtotal Money Market Mutual Funds		2.409%	241,886,510.77	4/1/2019		0.003		0.00	241,886,510.77		2.409	241,886,510.77
TOTAL FUND 9900		2.033%	5,007,185,284.81	6/26/2020		1.209		23,511,028.55	5,000,089,753.12		2.135	4,995,284,932.94

**INVESTMENT BY SECTOR AND MATURITY - TAX EXEMPT FUND 9901
AS OF March 31, 2019**

Description	CUSIP	Coupon	Par Value	Maturity Date	Call Date	Mod DTW	Purchase Date	Accrued Interest	Book Value	YTC	Current Yield	Market Value
Municipal Bonds												
DAN 3.0 6-1-19	2360917D0	3.000%	1,500,000.00	6/1/2019		0.170	9/28/2016	15,000.00	1,505,274.60	0	0.901	1,503,585.00
RCNSCD 5.00 2-15-20	763261U28	5.000%	2,000,000.00	2/15/2020		0.860	10/25/2017	12,777.79	2,066,359.48	0	1.139	2,059,860.00
SCS 5.0 8-1-19	83710RLU9	5.000%	2,000,000.00	8/1/2019		0.337	11/21/2017	16,666.67	2,024,514.45	0	1.300	2,023,200.00
OHS 5.0 3-15-20	677522NL4	5.000%	1,000,000.00	3/15/2020		0.944	1/9/2019	2,222.22	1,031,183.50	0	1.690	1,032,790.00
WIL 5.0 2-15-22	969887P36	5.000%	1,000,000.00	2/15/2022		2.705	3/20/2019	6,388.89	1,093,851.58	0	1.640	1,096,120.00
Subtotal Municipal Bonds		4.600%	7,500,000.00	2/20/2020		0.862		53,055.57	7,721,183.61		1.279	7,715,555.00
TOTAL FUND 9901		4.600%	7,500,000.00	2/20/2020		0.862		53,055.57	7,721,183.61		1.279	7,715,555.00

**INVESTMENT BY SECTOR AND MATURITY - HOUSING DEPARTMENT SECTION 108 FUND 9902
AS OF March 31, 2019**

Description	CUSIP	Coupon	Par Value	Maturity Date	Call Date	Mod DTW	Purchase Date	Accrued Interest	Book Value	YTC	Current Yield	Market Value
Treasury Bills												
B 2.38 7-5-19	912796RW1	2.380%	3,600,000.00	7/5/2019		0.263	2/21/2019	0.00	3,577,210.56	0	2.401	3,577,500.00
Subtotal Treasury Bills		2.380%	3,600,000.00	7/5/2019		0.263		0.00	3,577,210.56		2.401	3,577,500.00
TOTAL FUND 9902		2.380%	3,600,000.00	7/5/2019		0.263		0.00	3,577,210.56		2.401	3,577,500.00
GRAND TOTALS		2.037%	5,018,285,284.81	5/27/2020		1.211		23,564,084.12	5,011,388,147.29		2.134	5,006,577,987.94